

अधिसूचनं समाचारपत्रपत्रिकाणाम्



# PRGI

PRESS REGISTRAR GENERAL OF INDIA  
भारत के प्रेस महापंजीयक

# P R E S S

*in*

# I N D I A

**68<sup>th</sup> ANNUAL REPORT 2023-24 VOLUME 1**

**PRESS REGISTRAR GENERAL OF INDIA**  
MINISTRY OF INFORMATION & BROADCASTING  
GOVERNMENT OF INDIA



# EDITORIAL BOARD

**Yogesh Kumar Baweja**  
Press Registrar General

**Santosh Kumar**  
Addl. Press Registrar General

**Rajith Chandran M.R.**  
Deputy Press Registrar General

**Hitesh Rawat**  
Asst. Press Registrar General

**Prabha Suyal**  
AD(OL)

**Michael Tonchuipam Joshi**  
Registration Supervisor

## DATA ANALYTICS

**Deepak Kumar**  
Senior Statistical Officer

**Vikram Singh**  
Junior Statistical Officer

**Ranjan Abhishek**  
Junior Statistical Officer

**Gaurav Sharma**  
Scientist B, NIC

## PREFACE

I am pleased to present Volume I of the 68th Annual Report – Press in India 2023–24, prepared under the mandate of the Press and Registration of Periodicals Act, 2023 (PRP Act). This edition captures not only the shifting contours of India's print media but also the remarkable institutional transformation underway in the Office of the Press Registrar General of India (PRGI).

The PRP Act marks a historic transition from the colonial-era 1867 law to a modern, technology-driven framework aligned with today's needs for transparency, efficiency, and ease of doing business. Guided by this vision, PRGI is undergoing a major digital overhaul that redefines how statutory services are delivered.

At the heart of this change is the Press Sewa Portal, supported by a redesigned, user-friendly PRGI website. Together, they make registration processes fully paperless, introduce online forms and Aadhaar-based e-signatures, and provide publishers with unified dashboards for managing all their periodicals. Online authentication by District Magistrates now ensures seamless, real-time movement of applications, reducing delays and simplifying workflows. An AI-enabled multilingual chatbot further enhances accessibility and user support.

This transformation reflects the Government of India's broader commitment to Digital India and to replacing outdated colonial frameworks with modern, citizen-centric systems.

In every democracy, the press functions as both mirror and voice of society. India's print media—rich in linguistic and regional diversity—embodies this spirit. PRGI's role, shaped over decades, continues to safeguard this diversity through registration processes, Annual Statements, and the Press in India report.

This Report will serve as a useful resource for the media industry, policymakers, scholars, and researchers. Volume I presents analytical insights and trends, while Volume II, available digitally, offers detailed data.

I express my gratitude to Shri Ashwini Vaishnaw, Hon'ble Minister for Information and Broadcasting, Electronics and Information Technology and Railways; Dr. L. Murugan, Hon'ble Minister of State for Information & Broadcasting and Parliamentary Affairs; Shri Sanjay Jaju, Secretary, Ministry of Information & Broadcasting; and all officers of the Ministry for their guidance. I also acknowledge the dedicated efforts of the PRGI team in compiling and presenting this year's Report.

**Yogesh Kumar Baweja**  
Press Registrar General of India

# ક્રિડા યજ્ઞ

ક્રિડા યજ્ઞના આશરે યુવાઓને રમવાનો શોખ વધે છે

ક્રિડા યજ્ઞના આશરે યુવાઓને રમવાનો શોખ વધે છે

ક્રિડા યજ્ઞના આશરે યુવાઓને રમવાનો શોખ વધે છે

# અજીત

અજીતના આશરે યુવાઓને રમવાનો શોખ વધે છે

અજીતના આશરે યુવાઓને રમવાનો શોખ વધે છે

અજીતના આશરે યુવાઓને રમવાનો શોખ વધે છે

# હિન્દુસ્તાન

હિન્દુસ્તાનના આશરે યુવાઓને રમવાનો શોખ વધે છે

હિન્દુસ્તાનના આશરે યુવાઓને રમવાનો શોખ વધે છે

હિન્દુસ્તાનના આશરે યુવાઓને રમવાનો શોખ વધે છે

# દાદાકાકા

દાદાકાકાના આશરે યુવાઓને રમવાનો શોખ વધે છે

દાદાકાકાના આશરે યુવાઓને રમવાનો શોખ વધે છે

દાદાકાકાના આશરે યુવાઓને રમવાનો શોખ વધે છે

# ગુજરાત સમાચાર

THE GUJARAT SAMACHAR

ગુજરાત સમાચારના આશરે યુવાઓને રમવાનો શોખ વધે છે

ગુજરાત સમાચારના આશરે યુવાઓને રમવાનો શોખ વધે છે

# હિન્દુસ્તાન

THE HINDUSTAN TIMES

હિન્દુસ્તાનના આશરે યુવાઓને રમવાનો શોખ વધે છે

હિન્દુસ્તાનના આશરે યુવાઓને રમવાનો શોખ વધે છે

# The Hindustan Times

MAHATMA GANDHI KILLED

THE HINDUSTAN TIMES

MOON MEN ON RETURN JOURNEY

# દાદાકાકા

દાદાકાકાના આશરે યુવાઓને રમવાનો શોખ વધે છે

દાદાકાકાના આશરે યુવાઓને રમવાનો શોખ વધે છે

# The Tribune

THE TRIBUNE

The Tribuneના આશરે યુવાઓને રમવાનો શોખ વધે છે

The Tribuneના આશરે યુવાઓને રમવાનો શોખ વધે છે

# દીપિકા

દીપિકાના આશરે યુવાઓને રમવાનો શોખ વધે છે

દીપિકાના આશરે યુવાઓને રમવાનો શોખ વધે છે

# The Times of India

The Times of Indiaના આશરે યુવાઓને રમવાનો શોખ વધે છે

The Times of Indiaના આશરે યુવાઓને રમવાનો શોખ વધે છે

# The Sunday Statesman

The Sunday Statesmanના આશરે યુવાઓને રમવાનો શોખ વધે છે

The Sunday Statesmanના આશરે યુવાઓને રમવાનો શોખ વધે છે

# જ-પથપિ

જ-પથપિના આશરે યુવાઓને રમવાનો શોખ વધે છે

જ-પથપિના આશરે યુવાઓને રમવાનો શોખ વધે છે

# THE HINDU

THE HINDUના આશરે યુવાઓને રમવાનો શોખ વધે છે

THE HINDUના આશરે યુવાઓને રમવાનો શોખ વધે છે

# The Sunday Statesman

The Sunday Statesmanના આશરે યુવાઓને રમવાનો શોખ વધે છે

The Sunday Statesmanના આશરે યુવાઓને રમવાનો શોખ વધે છે

# BUSINESS STANDARD

BUSINESS STANDARDના આશરે યુવાઓને રમવાનો શોખ વધે છે

BUSINESS STANDARDના આશરે યુવાઓને રમવાનો શોખ વધે છે

## VOLUME - I

**T**he source of information for this Report is Annual Statements, e-filed by publishers of registered periodicals as required under Section 6 of the Press and Registration of Periodicals Act, 2023.

Out of 1,51,474 periodicals registered with PRGI, as on 31st March 2024, only 36,358 publishers filed their Annual Statements online for the year 2023-24.

**PRGI has NOT verified the circulation figures claimed by the publishers in their Annual Statements. The related data in this Report is purely based on self-declared circulation figures.**





Source : [www.freepik.com](http://www.freepik.com)

# CONTENTS

## Volume -1

	Page No.
INTRODUCTORY CHAPTER . . . . .	13
CHAPTER 1 . . . . .	16
<i>GENERAL REVIEW</i>	
Analysis of Dailies   Analysis of Other Periodicals   Language-wise Analysis   State-wise Analysis   Circulation Patterns   Ownership   Government Periodicals   Registered Periodicals	
CHAPTER 2 . . . . .	24
<i>ANALYSIS OF REGISTERED PERIODICALS</i>	
Profile of New Periodicals   Ceased Periodicals   Dailies   Periodicals   Language-wise Analysis   State-wise Analysis   Centenarian Periodicals	
CHAPTER 3 . . . . .	40
<i>ANALYSIS OF ANNUAL STATEMENTS (2023-24)</i>	
Dailies   Other Periodicals   Language-wise Analysis   State-wise Analysis   Numerical Analysis	
CHAPTER 4 . . . . .	48
<i>CIRCULATION OF PERIODICALS</i>	
Language-wise Circulation   State-wise Circulation   Language-cum State-wise Circulation   Distribution Pattern   Circulation Pattern   Circulation Verification	
CHAPTER 5 . . . . .	66
<i>OWNERSHIP OF PERIODICALS</i>	
Periodicity-wise   Language-wise   State-wise   Circulation-wise   Common Ownership	
CHAPTER 6 . . . . .	74
<i>ANALYSIS OF DAILIES</i>	
Language-wise Analysis   Circulation-wise Analysis   State-wise Analysis   Working of Publications	
CHAPTER 7 . . . . .	88
<i>ANALYSIS OF OTHER PERIODICALS</i>	
Language-wise   State/UT-wise   Contents   Government Periodicals	
CHAPTER 8 . . . . .	96
<i>LANGUAGE-WISE STUDY OF THE PRESS</i>	
Assamese   Bengali   Bodo   Dogri   Gujarati   Hindi   Kannada   Kashmiri   Konkani   Maithili   Malayalam   Manipuri   Marathi   Nepali   Odia   Punjabi   Sanskrit   Santhali   Sindhi   Tamil   Telugu   Urdu   English   Bi-lingual   Multi-lingual   Other languages	
CHAPTER 9 . . . . .	114
<i>PRESS IN STATES AND UNION TERRITORIES</i>	
Andaman & Nicobar Islands   Andhra Pradesh   Arunachal Pradesh   Assam   Bihar   Chandigarh   Chhattisgarh   Dadra & Nagar Haveli & Daman & Diu   Delhi   Goa   Gujarat   Haryana   Himachal Pradesh   Jammu & Kashmir   Jharkhand   Karnataka   Kerala   Lakshadweep   Ladakh   Maharashtra   Manipur   Meghalaya   Mizoram   Madhya Pradesh   Nagaland   Odisha   Puducherry   Punjab   Rajasthan   Sikkim   Tamil Nadu   Telangana   Tripura   Uttarakhand   Uttar Pradesh   West Bengal	






## Definitions of the terms and abbreviations used in this report

<b>Newspaper</b>	As per PRP Act, 2023- "newspaper" means a periodical of loose-folded sheets usually printed on newsprint and brought out daily or at least once in a week, containing information on current events, public news or comments on public news;
<b>Circulation</b>	Average number of copies sold and distributed per publishing day.
<b>Big Periodical</b>	A periodical with a circulation of more than 75,000 copies per publishing day.
<b>Medium Periodical</b>	A periodical with a circulation between 25,001 and 75,000 copies per publishing day.
<b>Small Periodical</b>	A periodical with a circulation up to 25,000 copies per publishing day.
<b>Periodicity</b>	The time gap between two issues of a periodical (daily, weekly, fortnightly, monthly etc.).
<b>Other Periodicals</b>	Periodicities other than daily.
<b>Claimed Circulation</b>	Circulation figure claimed by a publisher in his Annual Statement filed under the Press and Registration of periodicals Act, 2023.
<b>PRP Act</b>	Press and Registration of Periodicals Act, 2023





Source : [www.freepik.com](http://www.freepik.com)

# The Highlights of the Indian Press in 2023-24

(As on 31st March, 2024)

Note:- The O/o PRGI has NOT verified the circulation figures claimed by the publishers in their Annual Statements and the Report is purely based on self-declared figures submitted by the publishers.

1	The Total Number of Registered Periodical (i) Dailies, Tri/Bi-weekly periodicities (ii) Other periodicities	1,51,474 22,246 1,29,228
2	The number of new periodicals registered during 2023-24	3,059
3	Number of periodicals ceased during 2023-24	244
4	(i) The Indian language in which largest number of periodicals are registered (all periodicity) - Hindi (ii) The language other than Hindi in which largest number of periodicals are registered (all periodicity) - English	58,603 20,204
5	The State with the largest number of registered publications (all periodicity) – (i) <b>Uttar Pradesh</b> (ii) <b>Maharashtra</b>	22,257 20,999
6	The number of periodicals that submitted Annual Statements	36,358
7	The largest number of periodicals that submitted Annual Statements in any Indian language – (i) <b>Hindi</b> (ii) <b>Marathi</b>	17,936 2,969
8	The State from where largest number of Annual Statements were filed (i) <b>Madhya Pradesh</b> (ii) <b>Uttar Pradesh</b>	6,506 6,262
9	The total claimed circulation of periodicals during 2023-24 (i) <b>Hindi Periodicals</b> (ii) <b>English Periodicals</b>	37,85,45,527 18,72,92,872 3,95,25,943
10	Languages in term of overall circulation (i) <b>Marathi</b> (ii) <b>Urdu</b> (iii) <b>Telugu</b> (iv) <b>Gujarati</b> (v) <b>Tamil</b>	2,97,44,595 2,66,73,054 2,25,79,378 1,72,52,340 90,76,074





# INTRODUCTION

The story of the Indian press is inseparable from the story of India itself. Long before independence was won, the printed word had become the forum where national consciousness was shaped, contested, defended, and ultimately consolidated. Newspapers were not merely conveyors of information; they were instruments of reform, rallying points for public sentiment, and repositories of intellectual ambition. After independence, this same press continued to evolve with the democratic republic, expanding in both scale and depth while remaining a central pillar of public discourse.

It was in this spirit that the First Press Commission, constituted in 1952 under the chairmanship of Justice G. S. Rajadhyaksha, undertook the immense task of examining the condition of the press and recommending frameworks to support its growth. Among its most significant recommendations was the creation of a central authority responsible for maintaining an authoritative and comprehensive record of newspapers and periodicals published across India. This led to the establishment of the Registrar of Newspapers for India on 1 July 1956, a milestone that introduced structure, uniformity, and accountability into a sector that had until then been administered in a decentralised and often inconsistent manner.

Before the creation of this institution, the responsibility for maintaining records of published newspapers rested entirely with individual District Magistrates. These records varied greatly in format and accuracy, making it difficult to assess the scale, reach, and nature of the Indian press as a whole. The establishment of a central Register under the stewardship of a statutory authority finally brought together these scattered records into a national repository. Over the decades that followed, this system not only grew in breadth but also adapted to the changing needs of publishers and readers alike.

The office of Press Registrar General of India has undergone an evolution. Initially housed in various locations within New Delhi, it moved to its present home at Soochana Bhawan, Lodhi Road, in 2018. The administrative network expanded during the late twentieth century with the creation of regional offices in Mumbai, Kolkata, Chennai, Bhopal, and Guwahati. These offices served as regional

access points for publishers during a period when digital communication was not yet widespread. However, as the information ecosystem matured and the Government of India's digital infrastructure grew more robust, these regional offices were eventually consolidated in 2016, with many of their operational responsibilities shifted to the regional establishments of the Press Information Bureau.

A key turning point in the institutional journey came in 1999, when the painstaking process of digitising registration records began. The enormous body of historical data that had accumulated over four decades was progressively converted into digital form. This transition marked the beginning of a long but steady journey towards modernisation. Over the next two decades, digital databases, online search facilities, downloadable certificates, and web-based title registration systems transformed what had once been a heavily paper-dependent institution into an organisation more aligned with the aspirations of a rapidly digitising nation.

## **Press & Registration of Periodicals Act, 2023**

This institutional evolution reached a moment of profound significance with the enactment of the Press and Registration of Periodicals Act, 2023. This legislation replaced the 1867 Press and Registration of Books Act, one of the oldest surviving enactments of the colonial legal framework. The new Act reflects contemporary realities: the need for simplified compliance procedures, integrated digital systems, transparency in processes, and easy access for publishers across urban and rural India. It also redesignated the Registrar of Newspapers for India as the Press Registrar General of India (PRGI), symbolising a shift from maintenance of records to a broader role involving analysis, governance support, and digital facilitation.

With the introduction of the new Act, the regulatory landscape of the Indian print sector entered a phase of complete transformation. The Press Sewa Portal, created as the technological backbone of this transition, now serves as the central gateway for every statutory interaction between publishers, District Magistrates, and PRGI. Processes that once required physical forms, manual signatures, and repeated visits to government offices have been



replaced by end-to-end digital submissions. The journey of a newspaper, from the moment its title is conceived to the point it receives a registration certificate, is now traceable, streamlined, and accessible even to a first-time publisher located far from administrative centres.

The enactment of the PRP Act marked not only the end of an outdated colonial statute but the beginning of a regulatory environment that places accessibility and efficiency at its core. The new Act has reimagined the traditional processes of title verification, declaration, registration, and the filing of annual statements by transferring these procedures onto a unified digital platform. The Press Sewa Portal, developed specifically for this purpose, represents the culmination of decades of incremental reforms and is now at the heart of the day-to-day functioning of PRGI. Through this portal, publishers located anywhere in the country can initiate applications, submit documents, update information, and monitor the status of their submissions in real time—all without the need for physical interaction with any government office.

This transformation has also simplified the relationship between District Magistrates and the press. Under the previous regime, the authentication of declarations and title applications required physical paperwork and in-person submission. The new digital system has made these processes far more transparent, time-bound and efficient, as District Magistrates now review and authenticate submissions online, enabling direct transmission of validated documents to PRGI. This has substantially reduced delays and has ensured a verifiable and easily traceable digital record for every step of the registration process. The use of Aadhaar-based e-signatures further supports document integrity and confirms the identity of applicants, removing many of the ambiguities that once delayed applications.

### **Press Sewa Portal**

The Press Sewa Portal, which represents the technological foundation of this transformation, is more than an automation tool. It symbolises a shift in governance philosophy. It encapsulates the Government of India's commitment to leveraging technology to simplify interactions, enhance transparency, and reduce procedural burdens on citizens. The portal ensures that every step—from title verification and registration to the filing of Annual Statements—is seamlessly recorded, readily traceable, and securely stored. For publishers, this means predictability, reduced

paperwork, and the ability to access all relevant information at their convenience. For PRGI, it means a more robust and reliable workflow, supported by accurate data and improved oversight.

### **Annual Statement**

The importance of the Annual Statement, historically filed under the PRB Act and now required under the PRP Act, remains unchanged. The Annual Statement continues to be the primary source of information from which the Press Registrar General draws a detailed picture of the print media landscape. Publishers provide key information such as circulation data, ownership details, printing locations, frequency of publication, and language of content. Although the responsibility for accuracy lies with the publisher, PRGI performs rigorous examination and spot verification wherever required. Over the years, these Annual Statements have formed the basis of one of the most significant annual publications produced by the office—the Press in India Report.

### **Press in India Report**

The Press in India report is more than an administrative requirement; it is a document of historical and academic value. First published in 1957, it has been prepared every year since, and has grown into a comprehensive statistical and analytical study of the press in the country. The early reports, compiled from manually collected "Statements of Facts," demonstrated the enormous effort undertaken to map the diversity of the Indian press at a time when systems were rudimentary. Today, this report is supported by digital databases, automated data checks, a structured methodology for compilation, and the ability to cross-reference information across thousands of records. The report's analytical chapters examine circulation trends, growth patterns, linguistic distribution, performance of individual states and union territories, expansion in number of titles, and the emergence of new media geographies. Over time, the report has become a relevant resource for researchers, policy-makers, media houses, government departments, and institutions seeking authoritative data on the press sector.

### **Circulation Verification through Desk Audit**

The Press Registrar General's responsibilities extend beyond statistical compilation. While most circulation figures declared in the Annual Statements are self-reported, PRGI undertakes formal circulation verification through Desk Audit



in cases where publishers request verification, where the government requires authenticated data to determine advertising eligibility, or where complaints or anomalies prompt an inquiry. This verification is a specialised and detailed exercise, requiring insight into printing records, distribution channels, purchase vouchers, and financial accounts. Because of its complexity, PRGI uses the expertise of chartered accountants empanelled with institutions such as the CAG, ABC, or RBI. PRGI has issued Guidelines and SOPs for undertaking Circulation Verification through Desk Audit as prescribed under Press and Registration of Act, 2023 and PRP Rules, 2024.

### **Defunct Periodicals**

The office has undertaken systematic steps to update and cleanse its registers. Over decades, a large number of periodicals had stopped publishing without formally notifying authorities. To address this, PRGI initiated a major review exercise, identifying publications that had not filed Annual Statements for three or more consecutive years. District Magistrates were requested to verify whether these periodicals were still operational. Based on responses, a substantial number of dormant titles were identified and removed from active registers, while others were reactivated upon submission of requisite documentation. This ongoing exercise ensures that official records remain accurate and reflective of the actual publishing landscape.

### **Digital Transformation**

The digital transformation of PRGI is not limited to application processing alone. One of the most important components of the modernisation project is the digitisation of historical registration records—some dating back several decades. By converting these records into digital form, PRGI seeks to preserve valuable institutional data while enabling easier access for future reference. The long-term vision is to develop a unified, searchable, and fully digitised Register of Periodicals that combines historical depth with real-time updates, offering unprecedented clarity into the evolution of the Indian press. Further, it aspires to leverage the AI technologies to make the title allocation process seamless, error-free and faster.

Recent years have seen a series of initiatives aimed at making PRGI more responsive to the needs of publishers. The office has established a dedicated facilitation centre at Soochana Bhawan, where publishers can seek clarifications and resolve issues. Additionally, virtual meetings and

online grievance redressal sessions have been introduced to support publishers from remote or distant locations who may not be able to visit the office in person. Explainer videos in English and Hindi are being developed to improve accessibility by guiding publishers through key processes in a simple and comprehensible manner. These reforms reflect an institutional effort to modernise not only the technological interface but also the human interface between PRGI and its stakeholders.

The transformation brought about by the PRP Act, the digital modernisation of procedural frameworks, and the strengthening of support mechanisms for publishers all reflect the institution's commitment to serving as an efficient, transparent, and future-ready authority. As the media landscape evolves, PRGI remains dedicated to ensuring that the press—traditional in form yet continuously adapting—retains its rightful place as a cornerstone of democratic engagement.

### **Role of PRGI**


As part of its statutory role, the Press Registrar General of India compiles and analyses the Annual Statements submitted by publishers each year. These statements, now filed exclusively online, form one of the largest and most comprehensive datasets on the functioning of the Indian press. They contain information on ownership, financial viability, languages of publication, periodicity, place of printing, and circulation patterns.

Through all these developments, the guiding objective of PRGI has remained the same: to support a free, vibrant, and responsible press while ensuring that statutory oversight keeps pace with the changing technological, administrative, and legal landscape. As the print media adapts to competition from digital platforms, PRGI's role has become even more significant — not merely as the custodian of records but as an institution that provides clarity, structure, and predictability to publishers across the country.



# GENERAL REVIEW

---





# GENERAL REVIEW



Source : [www.freepik.com](http://www.freepik.com)

- 1.1.1.** It is a globally acknowledged paradigm that access to information is one of the cornerstones of democracy. Therefore, the importance of people's access to information through media cannot be underestimated in a democratic country like India. Historically, the print media has served as an indispensable pillar of the democratic system in our country and has contributed immensely to the nation-building process. As per PRGI records, 1,51,474 print periodicals have been registered in India till 31st March, 2024. The financial year 2023-24 witnessed a remarkable growth in the number of registered periodicals. The rise in the number of registered periodicals can perhaps be seen as a pointer towards the fact that despite the proliferation of audio visual and digital/on-line media, it has not substantially affected the growth of the print media in the country. It continues to empower the common citizen, help them make informed decisions and assert their rights, encouraging them to be active participants in the democratic as well as nation-building processes.
- 1.1.2.** The Print Media has responded appropriately to the challenges posed by changes in Information and Communication Technologies.
- 1.1.3.** Statistics show that there is inclination towards the regional language periodicals among readers and that is why such periodicals are venturing out to bring editions from other cities where there is sizeable population of the people speaking these languages.
- 1.1.4.** Under the provision of the Section 6 of the Press and Registration of Periodicals Act, 2023 publishers of all registered periodicals are required to submit their Annual Statements to the Press Registrar General of India. These Statements are the principal source of data involved in compiling this Report. However, all publishers have not taken interest in fulfilling their statutory obligation of filing annual statements with the O/o PRGI, despite the facility to submit the statement being available on-line. This year, only 24.01 percent of the registered publishers have submitted their Annual Statements online. Primary reason for non-adherence to this statutory norm appears to be discontinuation of periodicals by such registered periodicals. Efforts are on to identify such periodicals and to either remove them from the register for non-periodical or to ascertain the status and seek the requisite data through the annual reports. As the report is based on the quantum of data available through the files annual returns, it may, to that extent, not cover the entire universe. The impact of the left out data may be clear in due course.



The present report, therefore, gives a broad overview of the general trend in the Indian Press based on the number and claimed circulation by periodicals.

- 1.1.5.** During the financial year 2023-24, a total of 3,059 new periodicals were registered. As on 31st March, 2024 there were 1,51,474 registered periodicals on record as against 1,48,363 at the end of March, 2023. The total circulation of periodicals decreased from 40,27,49,225 copies per publishing day in 2022-23 to 37,85,45,527 copies per publishing day in 2023-24. The number of Annual Statements received online from registered publishers in the O/o PRGI for the year 2023-24 were 36,358.

### ANALYSIS OF DAILIES

- 1.2.1.** As per the Annual Statements received for 2023-24, the number of Dailies being published in the country was 11,112 as against 10,152 during 2022-23. The claimed circulation of Dailies decreased from 23,22,92,405 to 21,22,15,867 copies per publishing day, an decrease of 8.64 percent. The highest number of dailies (4,860) are being published in Hindi with a combined circulation of 10,21,23,168 copies, followed by 1,246 in Telugu with a combined circulation of 1,51,17,618; 1,159 dailies in Urdu with a combined circulation of 1,84,37,831 and English with 921 dailies have a total circulation of 2,25,25,138 copies per publishing day respectively. (Chapter 6, Table 6.4)
- 1.2.2.** Analysis of the information provided by Daily Periodicals on their working and organization can be seen in Chapter 6.

### ANALYSIS OF OTHER PERIODICALS

- 1.3.1.** Out of 36,358 periodicals which filed Annual Statements for 2023-24, the majority of periodicals i.e. 25,200 (69.31 %) were other non-dailies. Circulation details were furnished by these periodicals claiming a total circulation of 16,59,20,968 copies per publishing day. Out of these, 12,032 were Weeklies; 8,735 Monthlies; 3,078 Fortnightlies; 865 Quarterlies; 145 Annuals and 345 were of other periodicities. (Chapter 7, Table 7.3)
- 1.3.2.** Total circulation of these periodicals decreased from 16,94,19,482 copies

in 2022-23 to 16,59,20,968 copies per publishing day in 2023-24. Weeklies with 9,10,28,957 copies; followed by Monthlies 4,69,87,567; Fortnightlies 1,65,85,331; Quarterlies 26,07,136 and Annuals 80,69,943 copies per publishing day. (Chapter 7, Table 7.3)

### LANGUAGE-WISE ANALYSIS

- 1.4.1.** Most of the periodicals were registered in English and 22 languages listed in the Eighth Schedule of the Indian Constitution while some others were also registered in 189 other languages/dialects and in a few foreign languages. Periodicals brought out in more than one language together are categorized under 'Bi-lingual' and 'Multi-lingual' periodicals. (Appendix II)
- 1.4.2.** As per the data received through Annual Statements submitted by the publishers for 2023-24, the highest numbers of periodicals were in Hindi (17,936) followed by Marathi (2,969), English (2,710), Telugu (2,623), Gujarati (2,265), Urdu (1,732), Kannada (1,547), Tamil (1,055), Bengali (495), Odia (444), Malayalam (295) etc. (Chapter 3, Table 3.1)
- 1.4.3.** In terms of circulation, Hindi periodicals continued to lead with 18,72,92,872 copies followed by English (3,95,25,943); Marathi (2,97,44,595); Urdu (2,66,73,054); Telugu (2,25,79,378); Gujarati (1,72,52,340); and Malayalam (90,12,370). (Chapter 4, Table 4.2)
- 1.4.4.** The languages that brought out more than 100 Dailies were Hindi (4,860), Telugu (1,246), Urdu (1,159), English (921), Kannada (859), Marathi (743), Gujarati (458), Tamil (193), Malayalam (106) and Odia (121). Circulation-wise, Hindi Dailies have continued to maintain their dominance with 10,21,23,168 copies followed by English Dailies with a claimed circulation of 2,25,25,138 copies per publishing day. (Chapter 3, Table 3.1 & Chapter 4, Table 4.2)

### STATE-WISE ANALYSIS

- 1.5.1.** During 2023-24, the largest number of periodicals which filed Annual Statement was brought out from Madhya Pradesh (6,506) followed by Uttar Pradesh (6,262);



Maharashtra (4,557); Gujarat (2,533); Andhra Pradesh (2,240); Uttarakhand (1,998) Delhi (1,956); and Rajasthan (1,618). (Chapter 3, Table 3.2)

- 1.5.2.** In circulation terms, Uttar Pradesh, with a total circulation of 7,07,81,436 copies per publishing day, was on 1st position followed by Madhya Pradesh with 5,48,43,724 copies, Maharashtra with 4,67,29,885 copies, and Delhi with 2,49,62,057 copies per publishing day. (Chapter 4, Table 4.3)
- 1.5.3.** As in the case of total number of daily newspapers which filed Annual Statement, Uttar Pradesh maintained its lead with 2,458 followed by Madhya Pradesh (1,345); Maharashtra (1,031); Andhra Pradesh (1,017); Karnataka (939); Telangana (559); Gujarat (557); Delhi (551) and Rajasthan (447). (Chapter 3, Table 3.2)
- 1.5.4.** Even among dailies also, Uttar Pradesh, with a total circulation of 3,60,93,395 copies per publishing day retained its top position and was followed by Madhya Pradesh with 2,75,17,424 copies per publishing day; Maharashtra with 2,36,20,839; Delhi 1,38,86,253 copies per publishing day; Andhra Pradesh 1,05,77,547 copies per publishing day; Gujarat 1,01,22,373 copies per publishing day; Rajasthan 96,96,396 copies per publishing day and Bihar 72,30,316 copies per publishing day. (Chapter 4, Table 4.3)
- 1.5.5.** Delhi brought out periodicals in (16) languages followed by Uttarakhand in (14); Tamil Nadu and Maharashtra (13) each; Gujarat and Kerala (11) each; West Bengal and Karnataka (9) each; Uttar Pradesh in (7) & Punjab in (4) languages each, out of 22 languages (excluding English) listed in the Eighth Schedule of the Indian Constitution. (Chapter 3, Table 3.3)
- 1.5.6.** The distinction for bringing out the highest number of periodicals in a single language went to Madhya Pradesh, where 6,108 periodicals were brought out in Hindi. The other States with a significant number of periodicals in a single language were (i) Delhi (Hindi 1,052) and (English 476); (ii) Andhra Pradesh (Telugu 1,921) and (English 159); (iii) Gujarat (Gujarati 2,174) and (Hindi 179); (iv) Maharashtra (Marathi 2,922) and (Hindi 608); (v) Uttar Pradesh

(Hindi 5,065) and Urdu (751); (vi) West Bengal (Bengali 419) and (English 84); (vii) Tamil Nadu (Tamil 996) and (English 153); (viii) Odisha (Odia 429) and (English 67); (ix) Kerala (Malayalam 279) and (English 71); (x) Karnataka (Kannada 1,515) and (English 118); (xi) Chhattisgarh (Hindi 583) and (English 14); (xii) Haryana (Hindi 329) and (English 22); (xiii) Madhya Pradesh (Hindi 6,108) and (English 83); (xiv) Telangana (Telugu 674) and (Urdu 191); (xv) Uttarakhand (Hindi 1,830) and (English 48); and (xvi) Rajasthan (Hindi 1,447) and (English 46). (Chapter 3, Table 3.3)

## CIRCULATION PATTERN

- 1.6.1.** Out of 36,358 periodicals which supplied their circulation data, 609 fall in the 'Big' category; 1,650 in the 'Medium' category, and 34,099 in the 'Small' category. Periodicals falling in the 'Small' category have the largest share in the circulation with 20,93,49,276 copies per publishing day, followed by the 'Big' category with 10,45,62,521 copies per publishing day and the 'Medium' category having 6,46,33,730 copies per publishing day. (Chapter 4, Table 4.6)

## OWNERSHIP

- 1.7.1.** Out of 36,358 periodicals that furnished Annual Statements for the year 2023-24, as many as 32,237 were owned by Individuals, 4,008 were owned by Non Individuals, 33 owned by Societies and Associations, 29 by Trusts, 16 by Firms and Partnerships and others owned the remaining 31 periodicals. 4 periodicals were brought out by the Central and State Governments. (Chapter 5, Table 5.1)
- 1.7.2.** Periodicals owned by Individuals had the largest share in claimed circulation accounting for 71.14 percent of the total circulation, followed by those owned by Non-Individuals with 28.18 percent of the total circulation. (Chapter 5, Table 5.5)

## GOVERNMENT PERIODICALS

- 1.8.1** There were 4 Government periodicals, 2 belonged to the Union Government and 2 to State Governments. "Employment News", an English/Weekly brought out from Delhi by the Publications Division, Ministry



of Information and Broadcasting, Govt. of India was the largest circulated Central Government periodical with 47,489 copies

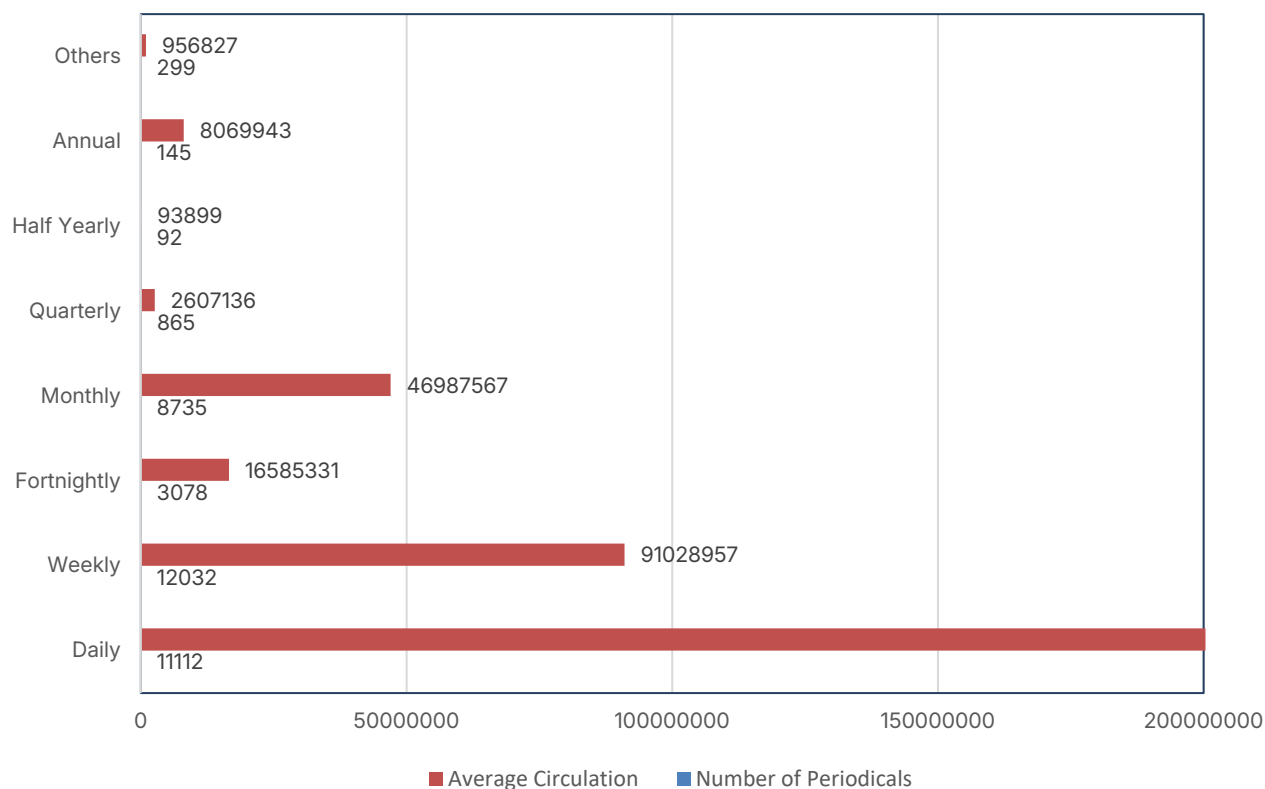
per publishing day. (Chapter 5, Table 5.2) (Appendix -1)


**Table No. 11**  
**The Press In India-2023-24: At a Glance**  
(Data Compiled as per the Annual Statements Received)

S. No.	Periodicity	Number of Periodicals	Average Circulation
1	Daily	11112	212215867
2	Weekly	12032	91028957
3	Fortnightly	3078	16585331
4	Monthly	8735	46987567
5	Quarterly	865	2607136
6	Half Yearly	92	93899
7	Annual	145	8069943
8	Others	299	956827
	<b>Total</b>	<b>36358</b>	<b>378545527</b>

Source: Annual Statement 2023-24

**The Press in India 2023-2024: At a Glance**



An illustration in a green-tinted, stippled style showing two men sitting on chairs and reading newspapers. The man on the left is looking down at his paper, while the man on the right is looking towards the viewer. Both papers have the word 'NEWS' printed on them. The background consists of a brick wall.

# ANALYSIS OF REGISTERED PERIODICALS



# ANALYSIS OF REGISTERED PERIODICALS



Source : AI Generated

**2.1.1.** The number of periodicals registered with the Office of the Press Registrar General of India has maintained a rising trend. A total number of 3,059 new periodicals were registered during the period from 01-04-2023 to 31-03-2024 thereby raising the total number of registered periodicals to 1,51,474 as on 31st March, 2024, showing a net increase of 2.10 percent over the previous year. (Table 2.1)

**2.1.2.** There were 21,699 registered Dailies and 547 Tri/Bi-Weeklies in 2023-24, as against 20,881 Dailies and 547 Tri and Bi-weeklies in 2022-23. The total number of Dailies, taken together with Tri/Bi-weeklies has increased by 818 or 3.82 percent during the reporting year. (Table 2.1)

**2.1.3.** The pattern of growth of periodicals in the country during the last ten years is given in Table 2.1. It indicates a growth of 2.10

percent in the total number of periodicals published in the country compared to the previous year.

## CEASED PERIODICALS

**2.2.** A total number of 244 registered periodicals were ceased during the period 2023-24, which includes 113 periodicals in Uttar Pradesh, 55 in Uttarakhand, 45 in Madhya Pradesh, 8 in Delhi, 5 in Maharashtra.

## DAILIES

**2.3.1.** The total number of Daily periodicals in 2023-24 increased to 21,699 as compared to 20,881 in the previous year - an increase by 818 in numbers or 3.82 in percentage. The Daily periodicals were brought out in almost all major languages of the country. Hindi Dailies topped the list with 9,301 publications. Other languages



in which more than 100 Daily periodicals were brought out include : (i) Urdu (2,135); (ii) Telugu (1,942); (iii) English (1,761); (iv) Marathi (1,605); (v) Kannada (1,381); (vi) Gujarati (852); (vii) Tamil (670); (viii) Bilingual (553); (ix) Malayalam (438); (x) Bengali (241); (xi) Odia (232), (xii) Punjabi (225) and (xiii) Others (109). (Table 2.3)

- 2.3.2.** Tri or Bi-weekly periodicals, which are akin to Dailies in dissemination of news, totalled 547. Hindi topped the list with 142 followed by English (100); Tamil (58); Urdu (32); Bengali (30); Marathi (20); Malayalam & Punjabi (18); and Gujarati (15) and (16) among others. (Table 2.3)

### PERIODICALS

- 2.4.** A total of 1,29,228 periodicals of various periodicities other than Dailies and Tri/Bi-Weeklies were on the records of PRGI in 2023-24. Out of these, 47,027 were Weeklies; 48,663 Monthlies, 16,750 Fortnightlies, 9,188 Quarterlies and 2,468 Annuals. Weeklies and Monthlies appeared to be more popular, with their combined total soaring to 95,690, accounting for approximately 63.17 percent of the total periodicals. (Table 2.3)

### LANGUAGE-WISE ANALYSIS

- 2.5.1.** Language-wise analysis of registered periodicals shows that periodicals were registered in 189 languages and dialects during 2023-24. Apart from English and 22 other principal languages, listed in the Eighth Schedule of the Constitution, periodicals were also registered in 167 other languages or dialects, mostly Indian and a few foreign languages.
- 2.5.2.** In 2023-24, the same trend as in previous years continued: the highest number of periodicals i.e. 58,603 were registered in Hindi, followed by English (20,204); Marathi (11,052); Gujarati (7,142); Urdu (7,035); Telugu (6,473); Kannada (6,516); Tamil (6,290); Bengali (5,113); and Malayalam (3,514). (Table 2.3)
- 2.5.3.** Apart from periodicals published in one language, there were a significant number of periodicals brought out in two or more languages categorized as 'Bilingual' and 'Multilingual'. By the end of 2023-24, there

were 11,119 'Bilingual', 2,802 'Multilingual' and 694 'Others' periodicals. (Table 2.3)

### STATE-WISE ANALYSIS

- 2.6.1.** Uttar Pradesh with 22,257 registered periodicals retained its top position at the end of 2023-24. Maharashtra with 20,999 periodicals came next, followed by Delhi (16,525); Madhya Pradesh (14,578); Tamil Nadu (9,042); Karnataka (8,503); Rajasthan (7,874); Gujarat (7,853); West Bengal (7,592); Andhra Pradesh (6,035); Kerala (4,593); Uttarakhand (3,765); Telangana (3,560); Punjab (3,220); Odisha (2,726); Haryana (2,676); Bihar (2,227); Chhattisgarh (1,947); and J&K (1,278) were among other states having more than 1,000 periodicals registered. (Table 2.4)
- 2.6.2.** In the category of Dailies also Uttar Pradesh maintained its lead with 4,342 Daily periodicals followed by Maharashtra (2,349); Madhya Pradesh (2,212); Andhra Pradesh (1,749); Karnataka (1,629); Delhi (1,331); Rajasthan (999); Gujarat (990); Telangana (824); Tamil Nadu (758); Bihar (608); Kerala (468); J&K (423); and West Bengal (383). States having the periodical of 200 or more Dailies were Uttarakhand (384); Chhattisgarh (371); Punjab (363); Haryana (322); and Odisha (305). Dailies were published from almost all States and Union Territories except Lakshadweep. (Table 2.4)
- 2.6.3.** In 2023-24, the highest number of Weeklies were published from Uttar Pradesh (10,199), followed by Maharashtra (9,276); Madhya Pradesh (5,236); Gujarat (3,377); Delhi (3,046); Uttarakhand (2,233); Rajasthan (1,984); Karnataka (1,531); and West Bengal (1,333). States publishing more than 500 Weeklies were Tamil Nadu (1,227); Punjab (1,019); Andhra Pradesh (835); Haryana (785); Telangana (749); Bihar (741); Chhattisgarh (669); Odisha (588); and Jammu & Kashmir (545). (Table 2.4)
- 2.6.4.** The largest numbers of Monthlies were published from Delhi (7,147), followed by Madhya Pradesh (5,382); Maharashtra (5,299); Tamil Nadu (4,913); Uttar Pradesh (4,456); Karnataka (3,476); Kerala (2,561); Andhra Pradesh (2,534); West Bengal (2,405); and Gujarat (2,089). States



from where more than 500 Monthlies were brought out were Rajasthan (1,616); Telangana (1,296); Punjab (1,033); Odisha (834); Haryana (766); Chhattisgarh (634); and Uttarakhand (512). (Table 2.4)

**2.6.5.** The highest number of periodicals in a single language were registered from Uttar Pradesh, from where 17,507 periodicals were brought out in Hindi. Other states with over 5000 periodicals in Hindi were

Madhya Pradesh (13,363), Rajasthan (6,829) and Delhi (6,684). (Table 2.5)

## CENTENARIAN PERIODICALS

**2.7.** Bombay Samachar, a Gujarati Daily, published since 1822 from Mumbai is the oldest among existing periodicals in India. The 42 centenarians of the Indian Press including the Bombay Samachar (now renamed as Mumbai Samachar) are:

S. No.	Title/ Periodicity/Language/Place	Year of Launch
1	Bombay Samachar/ Gujarati Daily/Mumbai (Title changed to Mumbai Samachar)	1822
2	Jam-E-Jamshed/Gujarati Daily/Mumbai	1832
3	The Times of India/English Daily/Mumbai	1838
4	Calcutta Review/English Quarterly/Calcutta	1844
5	Tirunelveli Diocesan Magazine/Tamil Monthly/Tirunelveli	1849
6	The Examiner/English Weekly/Mumbai	1850
7	The Guardian/English Fortnightly/Chennai	1851
8	KhedaVartman/Gujarati Weekly/Kaira	1861
9	Belgaum Samachar/Marathi Weekly/Belgaum	1863
10	Gujarat Mitra& Gujarat Darpan/Gujarati Daily/Surat	1863
11	Newman's Indian Bradshaw/English Monthly/Kolkata	1865
12	The Pioneer English Daily/Lucknow	1865
13	Amrit Bazaar Patrika/English Daily/Kolkata	1868
14	Sathiavartamani/Bilingual Monthly/Madurai	1870
15	Satya Shodhak/Marathi Weekly/Ratnagiri	1871
16	Subodha Patrika/Bilingual Quarterly/Mumbai	1873
17	Behar Herald/English Weekly/Patna	1874
18	The Statesman/English Daily/Kolkata	1875
19	Sathyanadam/Bilingual Weekly/Kochi	1876
20	Sup Staff/English Monthly/Chennai	1876
21	The Hindu/English Daily/Chennai	1878
22	Bharuch Samachar/Gujarati Weekly/Bharuch	1879
23	Prabodh Chandrika/Marathi Weekly/Jalgaon	1880
24	National Christian Council Review/English Monthly/Mysore	1880
25	Achikni Ripeng/Garo Monthly/Meghalaya	1881
26	Kesari/Marathi Daily/Poona	1881
27	The Tribune/English Daily/Chandigarh	1881
28	Sinhanad/Marathi Monthly/Mumbai	1882
29	Madras Christian College Magazine/Bilingual Annual/Chennai	1883
30	Musheer-E-Deccan/Urdu Daily/Hyderabad	1884
31	Arya Gazette/Urdu Weekly/Delhi	1884
32	Shree Jain Dharma Prakash/Gujarati Monthly/Bhavnagar	1886
33	Deepika/Malayalam Daily/Kottayam	1887
34	The New Leader/English Weekly/Bangalore/Chennai	1887
35	Capital/English Weekly/Kolkata	1888
36	Malayala Manorama/Malayalam Daily/Kottayam	1890

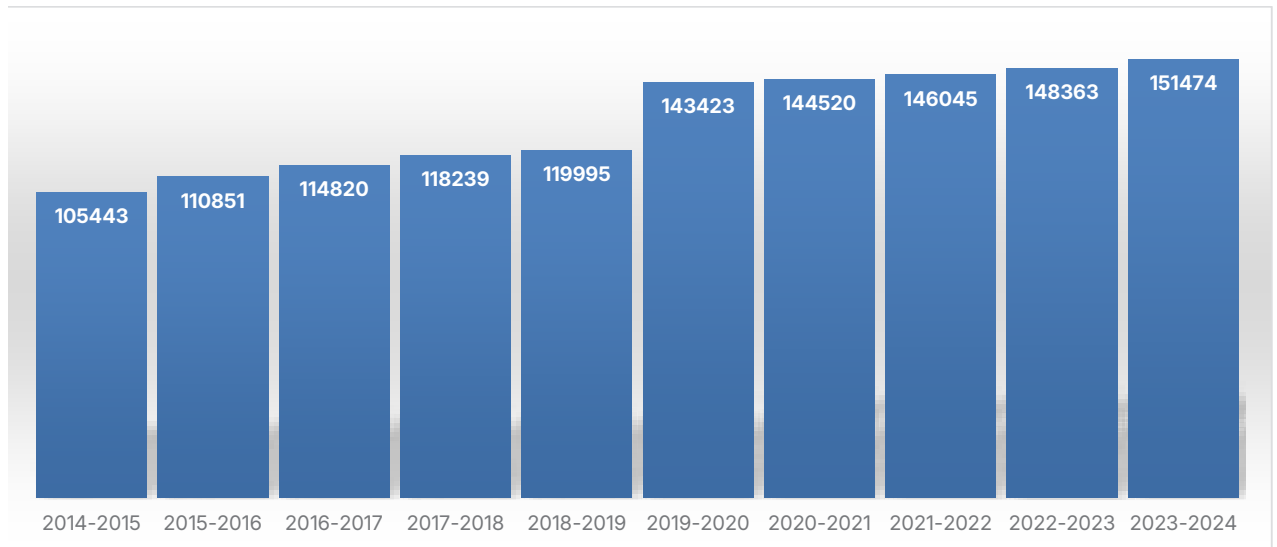


S. No.	Title/ Periodicity/Language/Place	Year of Launch
37	Murshidabad Hitaishi/Bengali Weekly/Murshidabad	1893
38	Chinsurah Bartabaha/Bengali Weekly/Hooghly	1893
39	Madhya Pradesh Sandesh/Hindi Fortnightly/Gwalior	1895
40	Jain Gazette/Hindi Weekly/Ajmer	1895
41	Yuddha Dhuvani/Telugu Monthly/Chennai	1897
42	Khalsa Samachar/Punjabi Weekly/Amritsar	1899

**Table No. 2.1**  
**Number of Registered Periodicals (2014-15 to 2023-24)**

S. No.	Year (Ending)	Daily	Bi/Tri-Weekly	Weekly	Others	Total	% of Growth over Previous Years
1	2014-2015	14573	411	34991	55468	105443	5.8
2	2015-2016	15723	413	36635	58080	110851	5.13
3	2016-2017	16580	413	37829	59998	114820	3.58
4	2017-2018	17160	413	38933	61733	118239	2.98
5	2018-2019	17504	413	39436	62642	119995	1.48
6	2019-2020	19782	539	44519	78583	143423	19.52
7	2020-2021	19971	541	44899	79109	144520	0.765
8	2021-2022	20278	543	45395	79829	146045	1.828
9	2022-2023	20881	547	46071	80864	148363	1.587
10	2023-2024	21699	547	47027	82601	151474	2.10


**Number of Registered Publications**  
(2014-15 to 2023-24)



**Table No. 2.2**  
**Total Number of Registered Periodicals till 31-03-2024**  
**(Language and Periodicity- wise)**

S. No.	Language	Daily	Bi/Tri Weekly	Weekly	Fort-nightly	Monthly	Quarterly	Annual	Others	Total
1	Assamese	62	11	133	56	140	27	4	21	454
2	Bengali	241	30	1038	1073	1506	810	87	328	5113
3	Bodo	4	1	4	1	5	2	0	1	18
4	Dogri	1	0	3	0	1	4	0	0	9
5	Gujarati	852	15	3171	848	1932	156	31	137	7142
6	Hindi	9301	142	23675	6796	15314	2419	185	771	58603
7	Kannada	1381	9	1164	1099	2664	120	8	71	6516
8	Kashmiri	3	0	4	0	2	1	0	1	11
9	Konkani	4	0	16	3	39	7	0	2	71
10	Maithili	7	0	2	3	13	9	0	4	38
11	Malayalam	438	18	387	341	2029	170	33	98	3514
12	Manipuri	23	0	12	6	22	12	0	8	83
13	Marathi	1605	20	6174	653	1930	311	228	131	11052
14	Nepali	18	2	96	10	42	26	0	5	199
15	Odia	232	4	498	302	629	190	34	67	1956
16	Punjabi	225	18	604	183	602	58	3	32	1725
17	Sanskrit	26	0	19	13	39	25	2	10	134
18	Santhali	4	0	2	5	9	2	0	2	24
19	Sindhi	18	1	74	12	71	14	1	4	195
20	Tamil	670	58	884	932	3528	114	18	86	6290
21	Telugu	1942	12	797	745	2803	79	8	87	6473
22	Urdu	2135	32	2514	665	1454	165	16	54	7035
23	English	1761	100	2731	1669	7999	3017	634	2293	20204
24	Bilingual	553	45	2499	1114	4729	1079	495	605	11119
25	Multilingual	84	13	417	166	900	296	646	280	2802
26	Others	109	16	109	55	261	75	35	34	694
	<b>Total</b>	<b>21699</b>	<b>547</b>	<b>47027</b>	<b>16750</b>	<b>48663</b>	<b>9188</b>	<b>2468</b>	<b>5132</b>	<b>151474</b>

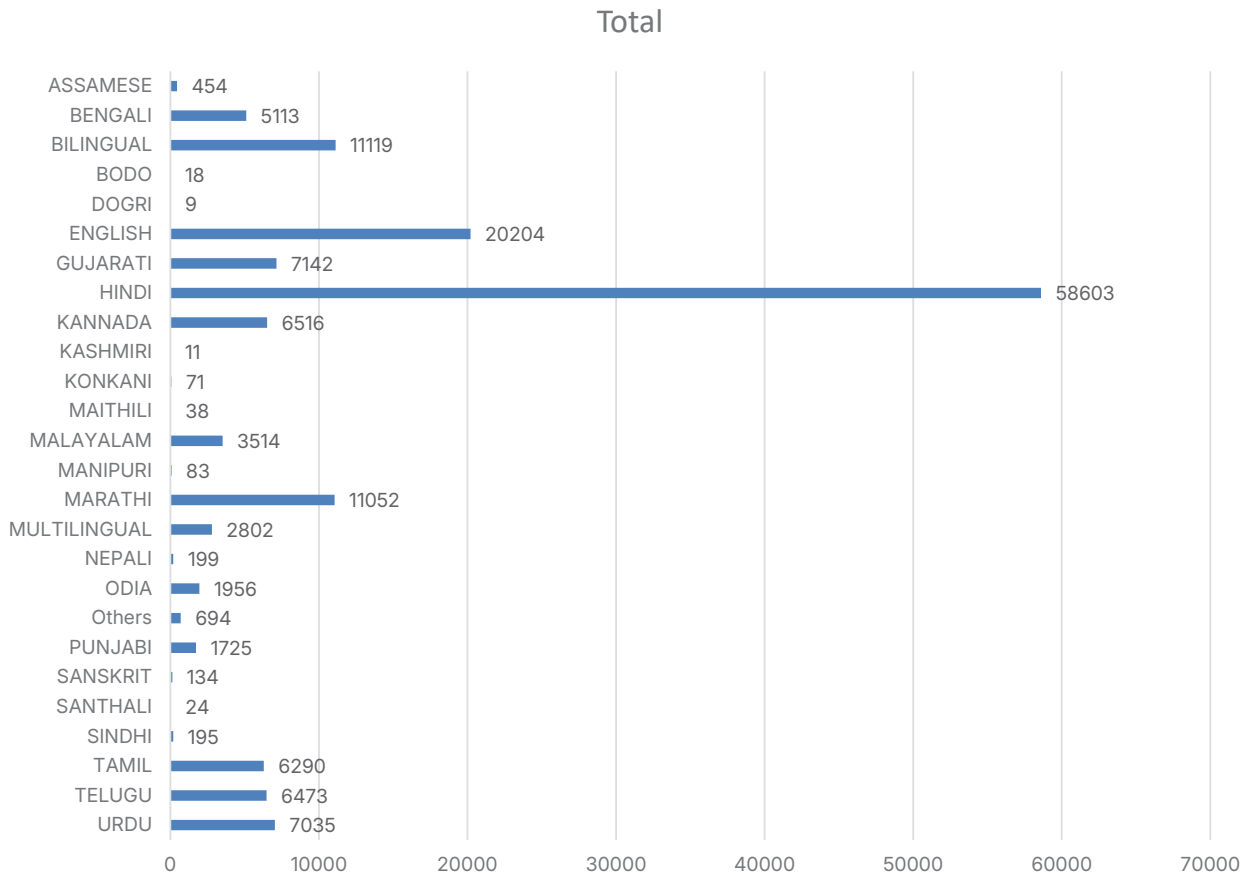
Source: PRGI Registration Data



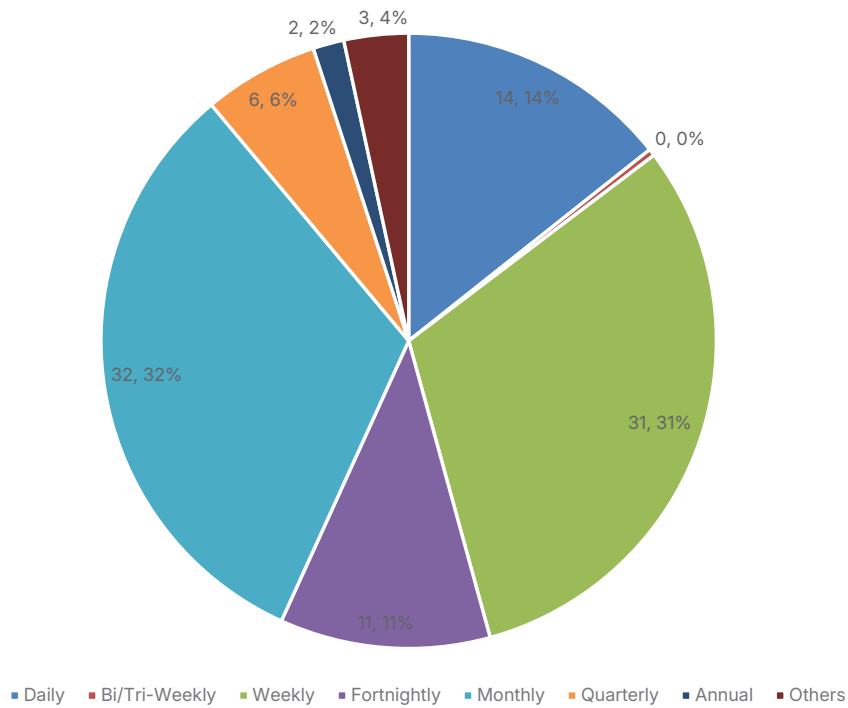
Source : www.freepik.com



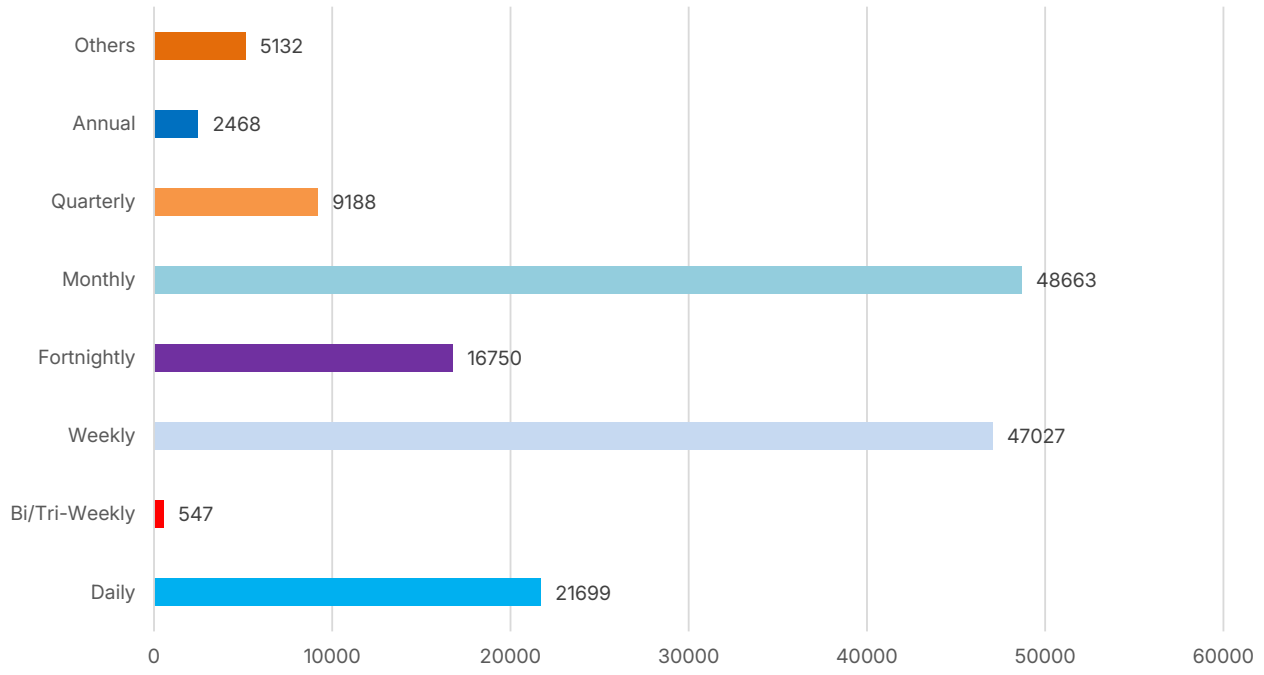
**Total Number of Registered Periodicals from 01-04-1957 till 31-03-2024  
(Language and Periodicity - wise)**



**Periodicity-Wise Registered Periodicals**



### Periodicity-Wise Registered Periodicals



Source : AI Generated



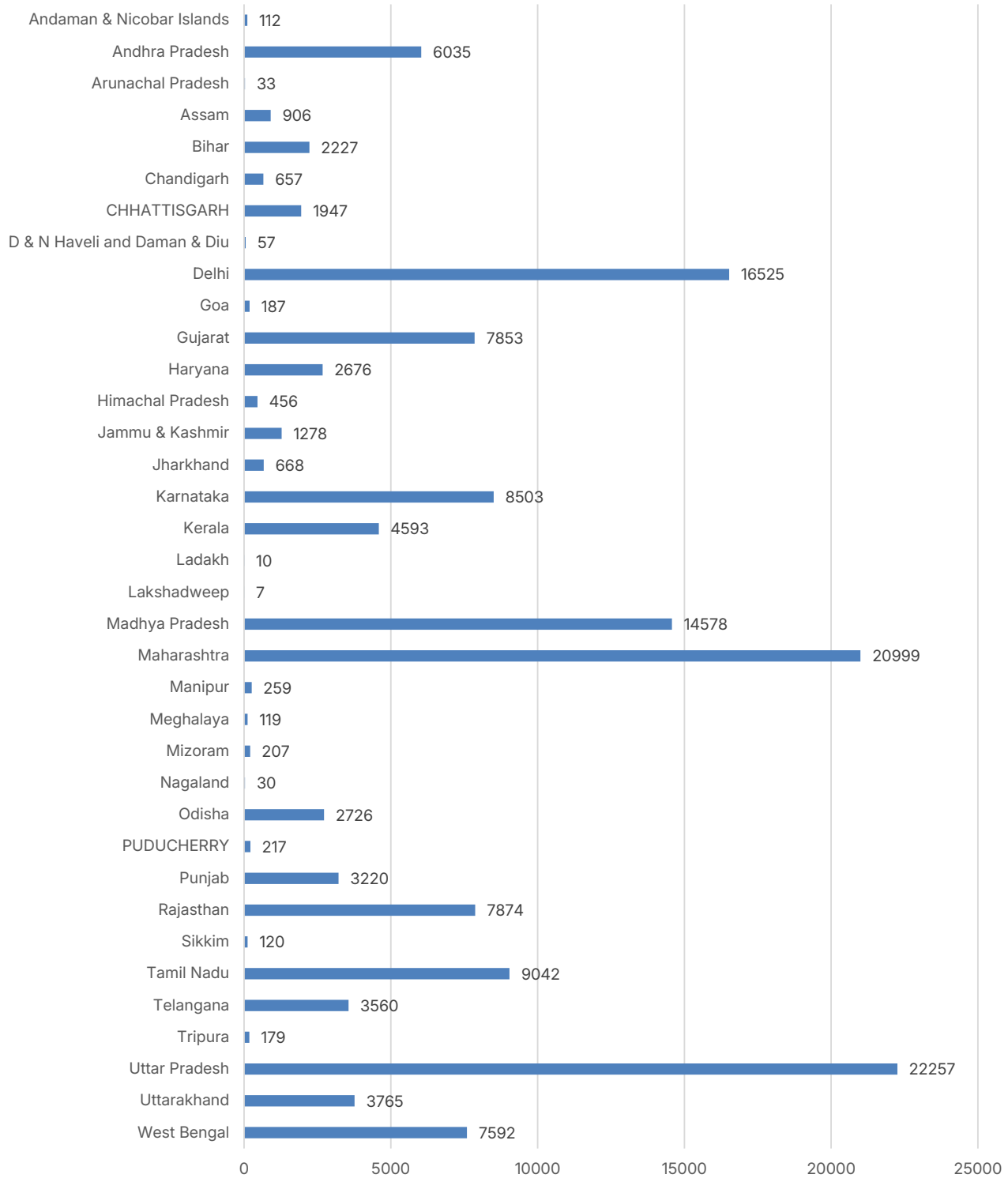
**Table No. 2.3**  
**Total Number of Registered Periodicals till 31-03-2024**  
**(State/UT& Periodicity – wise)**

S. No.	States/UTs	Daily	Bi/Tri-Weekly	Weekly	Fort-nightly	Monthly	Quarterly	Annual	Oth-ers	Total
1	Andaman & Nicobar Islands	29	0	32	29	18	3	0	1	112
2	Andhra Pradesh	1749	9	835	633	2534	116	36	123	6035
3	Arunachal Pradesh	17	1	8	1	5	0	1	0	33
4	Assam	169	25	282	98	222	52	25	33	906
5	Bihar	608	28	741	196	472	118	9	55	2227
6	Chandigarh	102	1	162	42	236	54	13	47	657
7	Chhattisgarh	371	1	669	129	634	101	10	32	1947
8	D & N Haveli And Daman & Diu	31	0	12	10	4	0	0	0	57
9	Delhi	1331	82	3046	1859	7147	1641	301	1118	16525
10	Goa	35	0	40	24	59	19	2	8	187
11	Gujarat	990	15	3377	933	2089	219	33	197	7853
12	Haryana	322	14	785	411	766	160	98	120	2676
13	Himachal Pradesh	46	0	174	47	97	43	26	23	456
14	Jammu & Kashmir	423	4	545	81	156	31	10	28	1278
15	Jharkhand	188	1	158	72	171	52	5	21	668
16	Karnataka	1629	16	1531	1306	3476	322	31	192	8503
17	Kerala	468	18	444	366	2561	340	177	219	4593
18	Ladakh	4	0	2	1	1	0	0	2	10
19	Lakshadweep	0	0	3	2	1	1	0	0	7
20	Madhya Pradesh	2212	12	5236	611	5382	818	29	278	14578
21	Maharashtra	2349	62	9276	1393	5299	1300	560	760	20999
22	Manipur	78	2	24	18	73	9	38	17	259
23	Meghalaya	24	1	36	14	21	13	3	7	119
24	Mizoram	59	15	44	3	65	8	2	11	207
25	Nagaland	11	0	11	1	4	2	1	0	30
26	Odisha	305	3	588	357	834	296	215	128	2726
27	Puducherry	24	2	45	23	86	26	1	10	217
28	Punjab	363	24	1019	350	1033	156	117	158	3220
29	Rajasthan	999	21	1984	2676	1616	353	73	152	7874
30	Sikkim	23	2	81	1	6	3	0	4	120
31	Tamil Nadu	758	99	1227	1190	4913	435	156	264	9042
32	Telangana	824	9	749	393	1296	178	19	92	3560
33	Tripura	49	0	96	12	13	5	1	3	179
34	Uttar Pradesh	4342	35	10199	1684	4456	936	164	441	22257
35	Uttarakhand	384	9	2233	432	512	118	25	52	3765
36	West Bengal	383	36	1333	1352	2405	1260	287	536	7592
	<b>Total</b>	<b>21699</b>	<b>547</b>	<b>47027</b>	<b>16750</b>	<b>48663</b>	<b>9188</b>	<b>2468</b>	<b>5132</b>	<b>151474</b>

Source: PRGI Registration Data



**Total Number of Registered Periodicals as on 31.03.2024  
(State/UT & Periodicity-wise)**



**Table No. 2.4**  
**Total Number of Registered Periodicals till 31-03-2024**  
**(State/UT & Language – wise)**

S. No.	States/UTs	Assamese	Bengali	Bodo	Dogri	Gujarati	Hindi	Kannada	Kashmiri	Konkani	Maithili	Malayalam	Manipuri	Marathi	Nepali	Odia
1	Andaman & Nicobar Islands	0	9	0	0	0	19	0	0	0	0	1	0	0	0	0
2	Andhra Pradesh	0	5	0	0	2	91	12	0	1	0	1	0	8	0	11
3	Arunachal Pradesh	0	0	0	0	0	3	0	0	0	0	0	0	0	0	0
4	Assam	427	171	16	0	0	36	0	0	0	1	0	13	0	5	0
5	Bihar	0	4	0	0	0	1686	0	0	0	14	0	0	0	0	0
6	Chandigarh	0	0	0	0	0	151	0	0	0	0	0	0	0	0	0
7	Chhattisgarh	0	2	0	0	0	1767	1	0	0	0	1	0	0	0	0
8	D & N Haveli And Daman & Diu	0	0	0	0	13	28	0	0	0	0	0	0	1	0	0
9	Delhi	10	47	1	0	23	6684	19	0	0	12	38	1	25	14	19
10	Goa	0	0	0	0	0	4	3	0	22	0	1	0	44	0	0
11	Gujarat	0	1	0	0	6524	384	1	0	0	0	4	0	27	1	3
12	Haryana	0	0	0	0	0	1874	0	0	0	0	0	0	0	2	0
13	Himachal Pradesh	0	0	0	0	0	280	0	0	0	0	0	0	0	1	0
14	Jammu & Kashmir	0	0	0	7	0	131	0	10	0	0	0	0	0	0	0
15	Jharkhand	1	10	0	0	0	438	0	0	0	1	0	0	0	0	2
16	Karnataka	0	1	0	0	5	92	6376	0	29	0	25	2	40	0	0
17	Kerala	0	3	0	0	3	20	17	0	3	0	3273	0	3	0	1
18	Ladakh	0	0	0	0	0	0	0	0	0	0	0	0	0	0	0
19	Lakshadweep	0	0	0	0	0	0	0	0	0	0	6	0	0	0	0
20	Madhya Pradesh	0	0	0	0	4	13363	0	0	0	0	2	0	12	2	1
21	Maharashtra	2	19	0	1	535	2589	45	0	15	2	71	1	10870	11	4
22	Manipur	0	1	0	0	0	4	0	0	0	0	0	63	0	0	0
23	Meghalaya	0	2	0	0	0	5	0	0	0	0	0	0	0	4	0
24	Mizoram	0	0	0	0	0	0	0	0	0	0	0	0	0	1	0
25	Nagaland	0	0	0	0	0	0	0	0	0	0	0	0	0	0	0
26	Odisha	1	2	1	1	1	56	1	1	1	1	1	1	1	1	1868
27	Puducherry	0	1	0	0	2	2	1	0	0	0	2	0	2	0	3
28	Punjab	0	1	0	0	1	590	1	0	0	0	1	0	0	0	1
29	Rajasthan	0	2	0	0	2	6829	1	0	0	0	2	0	1	0	0
30	Sikkim	0	0	0	0	0	5	0	0	0	0	0	0	0	84	0
31	Tamil Nadu	2	3	0	0	4	78	29	0	0	0	74	0	5	1	2
32	Telangana	2	6	0	0	5	76	7	0	0	0	5	0	8	0	4
33	Tripura	0	141	0	0	0	2	0	0	0	0	0	1	0	0	0
34	Uttar Pradesh	0	20	0	0	4	17507	1	0	0	2	0	0	3	5	2
35	Uttarakhand	1	2	0	0	1	3260	1	0	0	0	2	1	1	6	2
36	West Bengal	8	4660	0	0	13	549	0	0	0	5	4	0	1	61	33
	<b>Total</b>	<b>454</b>	<b>5113</b>	<b>18</b>	<b>9</b>	<b>7142</b>	<b>58603</b>	<b>6516</b>	<b>11</b>	<b>71</b>	<b>38</b>	<b>3514</b>	<b>83</b>	<b>11052</b>	<b>199</b>	<b>1956</b>

Source : PRGI Registration Data



**Table No. 2.4 (Contd.)**  
**Total Number of Registered Periodicals till 31-03-2024**  
**(State/UT & Language -wise)**

S. No.	States/UTs	Punjabi	Sanskrit	Santhali	Sindhi	Tamil	Telugu	Urdu	English	Bilingual	Multilingual	Others	Total
1	Andaman & Nicobar Islands	0	0	0	0	14	1	1	55	11	1	0	112
2	Andhra Pradesh	3	3	0	0	19	4604	215	582	379	83	16	6035
3	Arunachal Pradesh	0	0	0	0	0	0	0	29	0	0	1	33
4	Assam	0	0	0	0	0	0	8	147	44	20	18	906
5	Bihar	2	5	0	0	0	0	302	116	69	11	18	2227
6	Chandigarh	84	0	0	0	0	0	15	303	59	43	2	657
7	Chhattisgarh	0	0	0	1	0	0	13	44	101	9	8	1947
8	D & N Haveli And Daman & Diu	0	1	0	0	0	0	0	9	3	2	0	57
9	Delhi	225	14	0	11	25	19	1183	5750	2089	273	43	16525
10	Goa	0	0	0	0	0	1	2	83	18	8	1	187
11	Gujarat	0	8	0	45	1	2	18	390	279	164	1	7853
12	Haryana	31	2	0	0	0	0	104	241	299	119	4	2676
13	Himachal Pradesh	2	1	0	0	0	0	16	81	45	26	4	456
14	Jammu & Kashmir	4	1	0	0	0	0	456	552	97	20	0	1278
15	Jharkhand	1	1	7	0	0	0	60	77	44	14	12	668
16	Karnataka	1	5	0	1	63	24	228	1027	475	79	30	8503
17	Kerala	0	3	0	0	26	3	1	564	515	143	15	4593
18	Ladakh	0	0	0	0	0	0	0	5	4	1	0	10
19	Lakshadweep	0	0	0	0	0	0	0	0	1	0	0	7
20	Madhya Pradesh	0	12	0	15	0	0	140	313	654	52	8	14578
21	Maharashtra	17	12	1	74	55	21	581	3846	1582	611	34	20999
22	Manipur	0	0	0	0	0	0	0	38	49	50	54	259
23	Meghalaya	0	0	0	0	0	0	1	36	17	3	51	119
24	Mizoram	0	0	0	0	1	0	0	9	16	7	173	207
25	Nagaland	0	0	0	0	0	0	0	22	1	0	7	30
26	Odisha	1	7	7	1	1	2	10	282	243	179	55	2726
27	Puducherry	0	1	0	0	130	2	0	30	29	9	3	217
28	Punjab	1307	2	0	0	1	1	348	325	296	343	2	3220
29	Rajasthan	7	6	0	39	0	0	37	254	598	63	33	7874
30	Sikkim	0	0	0	0	0	0	2	25	4	0	0	120
31	Tamil Nadu	3	2	1	2	5941	169	44	1500	1044	131	7	9042
32	Telangana	2	0	0	1	8	1620	777	758	222	56	3	3560
33	Tripura	0	0	0	0	0	0	0	20	7	3	5	179
34	Uttar Pradesh	14	30	0	5	0	1	2208	1154	1176	90	35	22257
35	Uttarakhand	8	4	0	0	1	0	83	166	189	19	18	3765
36	West Bengal	13	14	8	0	4	3	182	1371	460	170	33	7592
	<b>Total</b>	<b>1725</b>	<b>134</b>	<b>24</b>	<b>195</b>	<b>6290</b>	<b>6473</b>	<b>7035</b>	<b>20204</b>	<b>11119</b>	<b>2802</b>	<b>694</b>	<b>151474</b>

Source: PRGI Registration Data



**Table No. 2.5**  
**Cities With 100 or More Publications**  
**Language & Periodicity**

S. No.	City of Publication	Daily				Weekly				Others				Total			
		Hindi	English	Others	Total	Hindi	English	Others	Total	Hindi	English	Others	Total	Hindi	English	Others	Total
1	Agra	78	2	11	91	158	2	20	180	216	26	27	269	452	30	58	540
2	Ahmadnagar	2	0	53	55	2	0	267	269	4	6	164	174	8	6	484	498
3	Ahmedabad	28	38	222	288	34	32	687	753	60	143	1143	1346	122	213	2052	2387
4	Aizawl	0	3	35	38	0	2	32	34	0	3	75	78	0	8	142	150
5	Ajmer	42	0	6	48	88	0	30	118	299	11	89	399	429	11	125	565
6	Akola	10	1	35	46	22	1	184	207	4	5	49	58	36	7	268	311
7	Alappuzha	0	0	22	22	0	0	21	21	1	4	174	179	1	4	217	222
8	Aligarh	39	0	9	48	156	4	22	182	105	16	42	163	300	20	73	393
9	Allahabad	123	19	31	173	105	13	16	134	307	116	87	510	535	148	134	817
10	Alwar	34	0	0	34	59	0	0	59	89	1	4	94	182	1	4	187
11	Ambala	16	0	3	19	41	3	20	64	60	27	54	141	117	30	77	224
12	Amravati	27	3	86	116	61	3	361	425	9	4	66	79	97	10	513	620
13	Amreli	0	0	14	14	0	0	92	92	0	1	35	36	0	1	141	142
14	Amritsar	8	0	5	13	6	2	70	78	37	37	193	267	51	39	268	358
15	Anand	1	0	13	14	0	0	50	50	0	6	33	39	1	6	96	103
16	Anantapur	0	2	63	65	0	1	21	22	1	3	183	187	1	6	267	274
17	Aurangabad	16	2	115	133	46	14	448	508	19	20	138	177	81	36	701	818
18	Azamgarh	31	1	8	40	64	0	8	72	39	0	14	53	134	1	30	165
19	Badaun	13	0	2	15	87	0	10	97	45	0	15	60	145	0	27	172
20	Bagalkot	0	2	130	132	0	1	25	26	0	1	105	106	0	4	260	264
21	Baharaich	21	0	3	24	50	0	3	53	26	0	3	29	97	0	9	106
22	Banas Kantha	0	0	10	10	1	0	99	100	1	0	34	35	2	0	143	145
23	Banda	21	1	5	27	60	0	1	61	27	0	2	29	108	1	8	117
24	Bangalore	2	13	90	105	3	24	163	190	5	151	513	669	10	188	766	964
25	Bangalore (North)	1	1	5	7	0	3	16	19	0	25	107	132	1	29	128	158
26	Bangalore North	1	1	7	9	0	4	17	21	1	11	64	76	2	16	88	106
27	Bangalore(North)	2	7	23	32	0	16	23	39	2	63	347	412	4	86	393	483
28	Bangalore (South)	0	3	8	11	0	2	11	13	0	14	101	115	0	19	120	139
29	Bankura	0	0	3	3	2	0	18	20	1	4	92	97	3	4	113	120
30	Barabanki	30	1	14	45	76	2	17	95	21	1	7	29	127	4	38	169
31	Bardhaman	1	0	8	9	5	6	81	92	8	7	248	263	14	13	337	364
32	Bareilly	39	3	9	51	112	3	51	166	80	9	27	116	231	15	87	333
33	Basti	32	1	5	38	137	0	6	143	29	0	8	37	198	1	19	218
34	Beed	1	0	74	75	7	1	212	220	3	0	41	44	11	1	327	339
35	Belagavi	0	1	46	47	0	2	53	55	2	6	91	99	2	9	190	201
36	Belgaum	0	1	27	28	3	1	56	60	1	5	62	68	4	7	145	156
37	Bengaluru Rural	1	2	19	22	1	6	19	26	2	29	170	201	4	37	208	249
38	Bengaluru Urban	2	23	142	167	6	56	264	326	20	343	1392	1755	28	422	1798	2248
39	Bharatpur	26	0	0	26	63	0	1	64	48	0	3	51	137	0	4	141
40	Bharuch	2	0	18	20	3	0	77	80	3	1	82	86	8	1	177	186
41	Bhavnagar	1	0	30	31	0	3	232	235	5	3	117	125	6	6	379	391
42	Bhilwara	24	0	0	24	53	0	0	53	139	1	4	144	216	1	4	221
43	Bhiwani	10	2	0	12	27	1	1	29	62	2	15	79	99	5	16	120
44	Bhopal	823	29	60	912	1955	36	78	2069	3908	104	225	4237	6686	169	363	7218
45	Bhubaneswar	2	6	38	46	0	5	45	50	1	23	112	136	3	34	195	232
46	Bijapur	0	0	34	34	0	0	34	34	2	1	49	52	2	1	117	120
47	Bijnor	19	0	2	21	101	1	10	112	62	3	8	73	182	4	20	206



S. No.	City of Publication	Daily				Weekly				Others				Total			
		Hindi	English	Others	Total	Hindi	English	Others	Total	Hindi	English	Others	Total	Hindi	English	Others	Total
48	Bikaner	41	0	1	42	68	0	0	68	250	9	30	289	359	9	31	399
49	Bilaspur	45	1	0	46	85	2	1	88	69	3	10	82	199	6	11	216
50	Birbhum	0	0	1	1	0	0	36	36	1	3	80	84	1	3	117	121
51	Bulandshahr	22	0	6	28	105	1	19	125	92	4	38	134	219	5	63	287
52	Buldana	1	0	64	65	4	0	178	182	0	0	20	20	5	0	262	267
53	Burdwan	1	0	6	7	0	0	33	33	6	8	136	150	7	8	175	190
54	Chandigarh	48	33	18	99	43	62	61	166	67	220	131	418	158	315	210	683
55	Chandrapur	7	1	21	29	16	1	142	159	2	0	20	22	25	2	183	210
56	Chennai	5	71	470	546	6	174	792	972	59	1005	3818	4882	70	1250	5080	6400
57	Chhatarpur	47	0	0	47	48	0	2	50	25	0	1	26	120	0	3	123
58	Chhindwara	17	0	1	18	56	1	2	59	30	0	2	32	103	1	5	109
59	Chitradurga	1	1	55	57	1	3	38	42	0	1	30	31	2	5	123	130
60	Chittoor	0	6	22	28	0	1	32	33	0	8	130	138	0	15	184	199
61	Churu	10	0	0	10	30	0	0	30	87	1	5	93	127	1	5	133
62	Coimbatore	0	10	24	34	0	4	43	47	0	60	243	303	0	74	310	384
63	Cuttack	2	6	32	40	0	4	70	74	5	54	388	447	7	64	490	561
64	Dakshin Kannada/ Mangaluru	0	5	12	17	0	1	17	18	0	13	71	84	0	19	100	119
65	Dakshina Kannada	0	0	3	3	0	1	25	26	0	11	72	83	0	12	100	112
66	Davangere	0	1	72	73	0	0	105	105	1	0	42	43	1	1	219	221
67	Dehradun	185	14	40	239	1304	44	92	1440	483	77	89	649	1972	135	221	2328
68	Delhi	723	215	383	1321	1843	528	650	3021	4065	4968	3036	12069	6631	5711	4069	16411
69	Deoria	25	0	11	36	105	0	5	110	35	0	3	38	165	0	19	184
70	Dewas	18	0	0	18	44	0	1	45	42	0	0	42	104	0	1	105
71	Dharwad	0	0	27	27	2	0	27	29	4	14	163	181	6	14	217	237
72	Dhule	0	0	49	49	4	0	307	311	3	0	98	101	7	0	454	461
73	Durg	28	0	1	29	60	1	2	63	57	4	10	71	145	5	13	163
74	East Godavari	0	1	50	51	0	1	39	40	0	7	103	110	0	9	192	201
75	Ernakulam	0	11	57	68	0	19	70	89	5	136	503	644	5	166	630	801
76	Ernakulam/ Kochi	0	2	22	24	0	2	13	15	1	46	89	136	1	50	124	175
77	Etah	18	0	1	19	78	0	2	80	38	2	3	43	134	2	6	142
78	Etawah	21	1	6	28	68	0	3	71	45	4	6	55	134	5	15	154
79	Faizabad	31	1	13	45	56	0	7	63	47	3	9	59	134	4	29	167
80	Faridabad	62	2	3	67	97	8	9	114	82	38	42	162	241	48	54	343
81	Fatehpur	46	0	11	57	160	1	34	195	19	1	6	26	225	2	51	278
82	Firozpur	10	0	1	11	15	0	28	43	15	5	39	59	40	5	68	113
83	Gandhinagar	5	2	78	85	3	3	155	161	7	9	166	182	15	14	399	428
84	Ganjam	0	0	7	7	0	0	20	20	1	2	77	80	1	2	104	107
85	Gautam Buddha Nagar	79	3	22	104	119	10	26	155	92	92	40	224	290	105	88	483
86	Ghaziabad	98	3	13	114	388	10	23	421	248	90	96	434	734	103	132	969
87	Gorakhpur	110	2	15	127	295	0	17	312	116	3	16	135	521	5	48	574
88	Guntur	0	5	140	145	0	1	84	85	0	23	248	271	0	29	472	501
89	Gurugram	24	2	1	27	57	3	13	73	33	51	20	104	114	56	34	204
90	Guwahati	3	9	13	25	2	3	29	34	2	17	51	70	7	29	93	129
91	Gwalior	210	6	12	228	362	3	18	383	386	9	37	432	958	18	67	1043
92	Hanumangarh	23	0	0	23	66	0	0	66	167	0	9	176	256	0	9	265
93	Hardoi	29	1	11	41	77	1	8	86	28	0	6	34	134	2	25	161
94	Haridwar	54	3	6	63	273	1	8	282	98	6	34	138	425	10	48	483
95	Hisar	13	0	1	14	36	0	4	40	66	13	16	95	115	13	21	149



S. No.	City of Publication	Daily				Weekly				Others				Total			
		Hindi	English	Others	Total	Hindi	English	Others	Total	Hindi	English	Others	Total	Hindi	English	Others	Total
96	Hooghly	0	0	2	2	0	0	25	25	2	10	166	178	2	10	193	205
97	Howrah	5	1	4	10	3	5	19	27	16	12	131	159	24	18	154	196
98	Hyderabad	24	148	469	641	15	146	592	753	47	535	1186	1768	86	829	2247	3162
99	Indore	154	8	12	174	871	9	63	943	813	63	200	1076	1838	80	275	2193
100	Jabalpur	85	2	7	94	123	3	12	138	129	13	45	187	337	18	64	419
101	Jaipur	289	13	29	331	596	24	52	672	1377	96	308	1781	2262	133	389	2784
102	Jalandhar	61	9	48	118	46	11	125	182	63	39	240	342	170	59	413	642
103	Jalaun	20	0	2	22	58	1	5	64	28	0	6	34	106	1	13	120
104	Jalgaon	3	0	54	57	10	1	287	298	5	5	99	109	18	6	440	464
105	Jalna	4	0	59	63	13	2	219	234	7	3	26	36	24	5	304	333
106	Jammu	46	137	56	239	27	98	127	252	32	79	50	161	105	314	233	652
107	Jamnagar	0	0	20	20	1	3	60	64	1	5	67	73	2	8	147	157
108	Jaunpur	26	1	7	34	98	0	7	105	31	0	4	35	155	1	18	174
109	Jhansi	42	0	6	48	121	1	11	133	69	7	5	81	232	8	22	262
110	Jodhpur	76	2	6	84	119	6	11	136	297	40	90	427	492	48	107	647
111	Junagadh	0	0	15	15	0	2	170	172	1	1	60	62	1	3	245	249
112	Kamrup Metropolitan/ Guwahati	7	8	23	38	4	9	60	73	1	23	107	131	12	40	190	242
113	Kannur	0	1	39	40	0	2	14	16	1	10	126	137	1	13	179	193
114	Kanpur	81	9	39	129	308	9	98	415	237	37	111	385	626	55	248	929
115	Kanpur Nagar	96	3	27	126	287	3	97	387	158	17	73	248	541	23	197	761
116	Karimnagar	1	13	90	104	0	0	25	25	0	1	158	159	1	14	273	288
117	Karnal	17	0	1	18	36	2	17	55	106	21	71	198	159	23	89	271
118	Khordha	0	2	25	27	0	1	42	43	2	23	128	153	2	26	195	223
119	Khordha/ Bhubaneswar	1	8	25	34	1	10	80	91	1	32	149	182	3	50	254	307
120	Khurda	1	4	30	35	0	2	75	77	1	25	90	116	2	31	195	228
121	Kolar	0	0	70	70	0	0	25	25	0	3	18	21	0	3	113	116
122	Kolhapur	2	2	48	52	1	2	175	178	3	4	162	169	6	8	385	399
123	Kolkata	53	45	108	206	125	145	331	601	226	906	1923	3055	404	1096	2362	3862
124	Kollam	0	1	28	29	0	3	30	33	1	15	240	256	1	19	298	318
125	Kota	36	0	0	36	73	0	1	74	235	11	13	259	344	11	14	369
126	Kottayam	0	1	40	41	0	3	68	71	4	52	381	437	4	56	489	549
127	Kozhikode	0	3	32	35	0	2	33	35	1	24	280	305	1	29	345	375
128	Krishna	0	4	32	36	0	3	13	16	1	5	83	89	1	12	128	141
129	Krishna/ Vijaywada	0	11	23	34	0	0	31	31	0	16	184	200	0	27	238	265
130	Kurnool	0	10	178	188	0	0	30	30	0	8	147	155	0	18	355	373
131	Kurukshetra	10	0	0	10	30	0	2	32	51	6	18	75	91	6	20	117
132	Lakhimpur Kheri	8	0	1	9	89	0	3	92	22	0	2	24	119	0	6	125
133	Lalitpur	9	0	0	9	57	0	1	58	30	0	3	33	96	0	4	100
134	Latur	0	0	72	72	18	1	283	302	4	1	39	44	22	2	394	418
135	Lucknow	1134	98	462	1694	2259	90	328	2677	1468	181	313	1962	4861	369	1103	6333
136	Ludhiana	15	1	51	67	36	10	148	194	60	73	270	403	111	84	469	664
137	Madurai	1	4	40	45	0	6	36	42	0	19	272	291	1	29	348	378
138	Mahbubnagar	0	5	46	51	0	1	14	15	0	1	55	56	0	7	115	122
139	Maldah	0	0	2	2	0	2	39	41	2	2	64	68	2	4	105	111
140	Mandsaur	20	0	0	20	71	0	0	71	45	5	4	54	136	5	4	145
141	Mandya	0	0	60	60	0	0	32	32	1	1	66	68	1	1	158	160
142	Mathura	16	0	1	17	62	0	3	65	132	9	38	179	210	9	42	261
143	Meerut	101	1	14	116	509	2	40	551	306	63	78	447	916	66	132	1114



S. No.	City of Publication	Daily				Weekly				Others				Total			
		Hindi	English	Others	Total	Hindi	English	Others	Total	Hindi	English	Others	Total	Hindi	English	Others	Total
144	Mehsana	2	0	19	21	0	0	149	149	0	1	78	79	2	1	246	249
145	Moradabad	43	1	19	63	204	7	51	262	89	9	52	150	336	17	122	475
146	Morena	50	0	1	51	60	0	0	60	40	1	1	42	150	1	2	153
147	Mumbai	106	78	277	461	473	375	815	1663	690	2672	2112	5474	1269	3125	3204	7598
148	Murshidabad	0	0	1	1	0	0	24	24	0	0	95	95	0	0	120	120
149	Muzaffarnagar	59	0	7	66	230	1	8	239	122	39	30	191	411	40	45	496
150	Muzaffarpur	63	1	12	76	118	3	6	127	55	4	7	66	236	8	25	269
151	Mysore	0	4	26	30	0	3	20	23	3	9	85	97	3	16	131	150
152	Mysuru	0	6	27	33	0	6	38	44	0	23	96	119	0	35	161	196
153	Nadia	0	0	2	2	0	1	19	20	1	9	139	149	1	10	160	171
154	Nagaur	13	0	0	13	19	0	1	20	89	0	2	91	121	0	3	124
155	Nagpur	49	8	57	114	117	20	211	348	71	56	187	314	237	84	455	776
156	Nainital	20	1	3	24	96	0	6	102	62	6	7	75	178	7	16	201
157	Nalgonda	1	7	132	140	0	0	15	15	0	5	178	183	1	12	325	338
158	Nanded	6	0	91	97	13	2	157	172	3	2	31	36	22	4	279	305
159	Nandurbar	0	0	12	12	4	0	69	73	0	0	22	22	4	0	103	107
160	Nashik	5	4	54	63	4	6	215	225	7	25	155	187	16	35	424	475
161	Nellore	0	3	56	59	0	0	54	54	0	8	281	289	0	11	391	402
162	Nizamabad	3	4	49	56	1	3	34	38	1	2	32	35	5	9	115	129
163	North 24 Parganas	0	0	2	2	5	2	38	45	5	14	228	247	10	16	268	294
164	Null	12	2	10	24	67	8	45	120	57	70	121	248	136	80	176	392
165	Osmanabad	0	0	36	36	0	1	100	101	0	2	23	25	0	3	159	162
166	Palakkad	0	0	19	19	0	0	14	14	0	7	76	83	0	7	109	116
167	Pali	19	0	1	20	28	0	1	29	73	1	6	80	120	1	8	129
168	Panipat	20	0	1	21	23	0	4	27	56	2	19	77	99	2	24	125
169	Parbhani	3	1	39	43	11	1	154	166	1	2	20	23	15	4	213	232
170	Patiala	5	3	45	53	21	6	169	196	16	32	138	186	42	41	352	435
171	Patna	247	15	134	396	239	19	72	330	383	54	84	521	869	88	290	1247
172	Pilibhit	7	0	4	11	59	0	10	69	28	0	8	36	94	0	22	116
173	Pratapgarh	20	1	3	24	46	0	1	47	29	0	2	31	95	1	6	102
174	Puducherry	0	1	12	13	0	3	20	23	1	18	60	79	1	22	92	115
175	Pune	13	16	111	140	24	43	490	557	49	236	848	1133	86	295	1449	1830
176	Purba Medinipur	0	0	9	9	1	0	27	28	0	0	80	80	1	0	116	117
177	Puri	1	1	9	11	0	1	22	23	0	6	106	112	1	8	137	146
178	Raibareilly	25	0	5	30	69	0	4	73	18	1	4	23	112	1	13	126
179	Raigad	0	0	21	21	4	4	144	152	4	6	44	54	8	10	209	227
180	Raipur	159	8	20	187	191	5	9	205	447	12	67	526	797	25	96	918
181	Raisen	20	0	0	20	51	0	0	51	37	0	1	38	108	0	1	109
182	Rajkot	0	1	57	58	1	0	228	229	1	19	315	335	2	20	600	622
183	Rajnandgaon	16	0	0	16	92	1	1	94	86	3	3	92	194	4	4	202
184	Rampur	11	0	17	28	62	1	50	113	36	2	41	79	109	3	108	220
185	Ranchi	58	15	47	120	38	11	5	54	89	17	36	142	185	43	88	316
186	Rangareddi	1	11	69	81	0	4	17	21	1	21	141	163	2	36	227	265
187	Rangareddy	0	3	34	37	0	0	11	11	0	16	99	115	0	19	144	163
188	Ratlam	28	0	0	28	106	0	1	107	73	1	27	101	207	1	28	236
189	Ratnagiri	0	0	17	17	1	0	54	55	2	1	25	28	3	1	96	100
190	Rewa	33	0	2	35	77	2	1	80	70	0	3	73	180	2	6	188
191	Rohtak	23	1	2	26	50	0	11	61	105	16	59	180	178	17	72	267
192	Sagar	41	0	2	43	90	0	1	91	43	1	1	45	174	1	4	179
193	Saharanpur	38	4	13	55	300	5	39	344	190	18	80	288	528	27	132	687




S. No.	City of Publication	Daily				Weekly				Others				Total			
		Hindi	English	Others	Total	Hindi	English	Others	Total	Hindi	English	Others	Total	Hindi	English	Others	Total
194	Salem	0	3	17	20	0	0	10	10	0	4	82	86	0	7	109	116
195	Sambalpur	1	3	14	18	2	1	37	40	4	4	52	60	7	8	103	118
196	Sangli	0	0	34	34	0	0	140	140	2	1	112	115	2	1	286	289
197	Satara	0	0	24	24	0	3	162	165	0	1	77	78	0	4	263	267
198	Satna	30	0	1	31	51	0	0	51	31	4	5	40	112	4	6	122
199	Shahjahanpur	18	0	4	22	85	0	3	88	28	0	4	32	131	0	11	142
200	Shimla	28	4	0	32	65	13	6	84	36	35	25	96	129	52	31	212
201	Shivamogga	0	2	43	45	0	1	37	38	0	0	42	42	0	3	122	125
202	Sirsa	23	0	3	26	29	0	2	31	47	2	9	58	99	2	14	115
203	Sitapur	29	0	8	37	111	0	9	120	49	0	4	53	189	0	21	210
204	Solapur	1	1	86	88	20	2	464	486	6	2	129	137	27	5	679	711
205	South 24 Parganas	0	2	3	5	1	1	29	31	3	20	177	200	4	23	209	236
206	South Twenty Four Parganas	5	7	24	36	0	8	41	49	5	50	237	292	10	65	302	377
207	Sriganganagar	30	0	0	30	102	0	2	104	144	4	6	154	276	4	8	288
208	Srikakulam	0	1	79	80	0	0	18	18	0	1	90	91	0	2	187	189
209	Srinagar	2	51	77	130	1	59	118	178	1	51	39	91	4	161	234	399
210	Sultanpur	29	0	5	34	79	0	3	82	30	1	6	37	138	1	14	153
211	Surat	35	10	102	147	72	1	245	318	58	10	200	268	165	21	547	733
212	Surendranagar	0	0	32	32	0	1	209	210	3	0	44	47	3	1	285	289
213	Thane	37	6	98	141	265	38	519	822	101	116	267	484	403	160	884	1447
214	Thiruvallur	0	0	6	6	0	1	15	16	1	19	110	130	1	20	131	152
215	Thiruvananthapuram	0	5	81	86	0	4	64	68	3	105	675	783	3	114	820	937
216	Thrissur	0	3	32	35	0	3	33	36	2	39	297	338	2	45	362	409
217	Tiruchirappalli	0	0	9	9	0	2	14	16	0	20	120	140	0	22	143	165
218	Tirunelveli	0	1	18	19	0	1	14	15	0	12	142	154	0	14	174	188
219	Udaipur	31	0	0	31	58	1	4	63	141	20	23	184	230	21	27	278
220	Udham Singh Nagar	20	1	3	24	136	0	3	139	103	2	3	108	259	3	9	271
221	Ujjain	75	2	4	81	287	1	2	290	236	2	15	253	598	5	21	624
222	Unnao	19	0	3	22	64	0	6	70	27	0	2	29	110	0	11	121
223	Vadodara	5	3	51	59	2	8	164	174	7	56	220	283	14	67	435	516
224	Varanasi	66	4	14	84	144	4	14	162	202	28	60	290	412	36	88	536
225	Vellore	0	1	14	15	0	1	12	13	1	12	82	95	1	14	108	123
226	Vidisha	19	0	0	19	61	1	0	62	35	1	3	39	115	2	3	120
227	Vijayapura	0	1	35	36	0	0	32	32	0	1	42	43	0	2	109	111
228	Vijayawada	0	9	46	55	0	1	13	14	2	5	70	77	2	15	129	146
229	Visakhapatnam	4	28	159	191	2	10	73	85	5	39	382	426	11	77	614	702
230	Warangal	1	8	56	65	0	5	30	35	0	9	45	54	1	22	131	154
231	Wardha	1	0	42	43	7	1	103	111	7	1	15	23	15	2	160	177
232	Washim	0	0	31	31	1	0	122	123	0	1	10	11	1	1	163	165
233	West Godavari	0	4	43	47	0	0	39	39	0	1	78	79	0	5	160	165
234	Yavatmal	1	0	28	29	5	0	158	163	1	1	31	33	7	1	217	225
	<b>Total</b>	<b>7765</b>	<b>1501</b>	<b>8663</b>	<b>17929</b>	<b>20282</b>	<b>2480</b>	<b>17825</b>	<b>40587</b>	<b>23104</b>	<b>14887</b>	<b>35632</b>	<b>73623</b>	<b>51151</b>	<b>18868</b>	<b>62120</b>	<b>132139</b>



# **ANALYSIS OF ANNUAL STATEMENTS (2023-2024)**

---



# ANALYSIS OF ANNUAL STATEMENTS (2023-2024)



Source : [www.freepik.com](http://www.freepik.com)

**3.1** Under Section 12 of the PRP Act, 2023, it is mandatory for every registered periodical to submit an Annual Statement to the Office of the Press Registrar General of India. The Annual Statements are the principal source of data for the compilation of this Annual Report. O/o PRGI has taken steps to facilitate the process of filing of the Annual Statements by publishers and an online system for e-filing has been put in place. However, it is observed that not all the publishers are submitting their Annual Statements. Non-compliance with the above provision of the Act by publishers has so far precluded this office from claiming this report to be a comprehensive data bank of the print media in India. However, in order to make this report a more meaningful document with authentic statistical information, the Annual Statements

received online from the publishers for the year 2023-2024 have only been taken into account in this chapter. Out of 1,51,474 registered periodicals as many as 36,358 submitted their Annual Statements. The chapter depicts a general trend of print media in the country on the basis of various parameters such as – periodicity, language, state, city etc.

### DAILIES

**3.2.** During 2023-2024, as many as 11,112 daily periodicals submitted their Annual Statements. These were being brought out in all the languages listed in the Eighth Schedule of the Indian Constitution. Among dailies, Hindi retained its top position with 4,860 publications, while other languages with more than 200 dailies included: (i)



Telugu (1,246); (ii) Urdu (1,159); (iii) English (921); (iv) Kannada (859); (v) Marathi (743); and (vi) Gujarati (458).(Table 3.1)

### OTHER PERIODICALS

**3.3.** A total number of 25,246 periodicals of various periodicities (excluding Dailies) submitted their Annual Statements for 2023-2024. Out of these, 12,032 were Weeklies; 8,735 Monthlies; 3,078 Fortnightlies; 865 Quarterlies and 145 Annals. There are 391 periodicals, i.e. Bi/Tri Weekly, Bi-Monthly, Half-Yearly etc., which are categorized as other periodicities. Weeklies and Monthlies with their total number at 20,767 appeared to be more popular, accounting for nearly 57.12 percent of the total periodicals. (Table 3.1)

### LANGUAGE-WISE ANALYSIS

**3.4.1.** As per the claimed circulation data, periodicals were brought out in 32 languages and dialects in 2023-2024. Apart from English and other Scheduled Languages listed in the Eighth Schedule of the Indian Constitution, periodicals were also published in 22 additional languages or dialects - mostly Indian languages. Other languages in which periodicals were published include: Bhojpuri, Chhattisgarhi, Garhwali, Garo, Gorkhali, Kashmiri, and Rajasthani.

**3.4.2.** Among the periodicals of different languages which submitted their Annual

Statements, the highest number of periodicals were in Hindi (17,936) followed by Marathi (2,969); English (2,710); Telugu (2,623); Gujarati (2,265); Urdu (1,732); Kannada (1,547); Tamil (1,055); Bengali (495); Odia (444); Malayalam (295) etc. (Table 3.1)

**3.4.3.** Apart from periodicals brought out in one language, there were periodicals which were brought out in two or more languages in the same issue. Such periodicals were categorized as 'Bilingual' and 'Multilingual'. There were 1,700 'Bilingual' and 206 'Multilingual' periodicals in the country that filed their annual statement for 2023-24. (Table 3.1)

### STATE-WISE ANALYSIS

**3.5.1.** Madhya Pradesh, with 6,506 periodicals filing their Annual Statements, retained its top position among the states. Uttar Pradesh with (6,262) periodicals came next; followed by Maharashtra (4,557); Gujarat (2,533);Andhra Pradesh (2,240); Uttarakhand (1,998);Delhi (1,956);Karnataka (1,748); Rajasthan (1,618); and Tamil Nadu (1,400). Other States/UTs from where more than 300 periodicals filed their online Annual Statements were Telangana (1,075); Chhattisgarh (638); West Bengal (618); Odisha (559); Jammu & Kashmir (431); Kerala (400); Haryana (393); and Punjab (364).(Table 3.2)



Source : www.freepik.com



**Table No. 3.1**  
**Periodicals which filed Annual Statement for 2023-2024**  
**(Language & Periodicity – wise)**

S. No.	Language	Daily	Weekly	Fort-nightly	Monthly	Quarterly	Annual	Others	Total
1	Assamese	26	22	2	15	1	0	2	68
2	Bengali	67	123	181	83	18	4	19	495
3	Bodo	0	0	0	0	0	0	0	0
4	Dogri	0	0	0	0	0	0	0	0
5	Gujarati	458	1201	270	301	13	5	17	2265
6	Hindi	4860	6571	1553	4305	532	23	92	17936
7	Kannada	859	146	176	348	10	2	6	1547
8	Kashmiri	2	1	0	0	0	0	0	3
9	Konkani	1	1	0	2	0	0	0	4
10	Maithili	1	0	1	1	0	0	0	3
11	Malayalam	106	28	16	128	6	7	4	295
12	Manipuri	6	0	0	0	0	0	0	6
13	Marathi	743	1823	83	241	23	41	15	2969
14	Nepali	6	25	0	4	0	0	0	35
15	Odia	121	141	73	91	13	1	4	444
16	Punjabi	92	50	12	38	2	0	1	195
17	Sanskrit	13	2	3	5	2	0	0	25
18	Santhali	0	0	1	1	0	0	0	2
19	Sindhi	8	4	1	3	0	0	0	16
20	Tamil	193	82	109	646	10	2	13	1055
21	Telugu	1246	200	208	947	11	1	10	2623
22	Urdu	1159	400	67	90	13	1	2	1732
23	English	921	578	137	731	139	44	160	2710
24	Bilingual	196	560	166	662	66	12	38	1700
25	Multilingual	23	69	11	88	5	2	8	206
26	Others	5	5	8	5	1	0	0	24
	<b>Total</b>	<b>11112</b>	<b>12032</b>	<b>3078</b>	<b>8735</b>	<b>865</b>	<b>145</b>	<b>391</b>	<b>36358</b>

Source: Annual Statement 2023-2024



Source : www.freepik.com



**Table No. 3.2**  
**Periodicals which filed Annual Statement for 2023-2024**  
**(State/UT & Periodicity – wise)**

S. No.	States/Uts	Daily	Weekly	Fortnightly	Monthly	Quarterly	Annual	Others	Total
1	Andaman & Nicobar Islands	9	6	1	0	0	0	0	16
2	Andhra Pradesh	1017	224	163	812	10	1	13	2240
3	Arunachal Pradesh	10	1	0	0	0	0	0	11
4	Assam	72	40	2	17	0	0	5	136
5	Bihar	188	22	6	32	2	0	1	251
6	Chandigarh	60	18	0	6	0	0	1	85
7	Chhattisgarh	197	126	32	265	11	1	6	638
8	D & N Haveli AND Daman & Diu	23	7	4	4	0	0	0	38
9	Delhi	551	437	218	596	75	14	65	1956
10	Goa	18	4	3	5	0	0	0	30
11	Gujarat	557	1278	299	350	21	3	25	2533
12	Haryana	144	101	43	97	1	2	5	393
13	Himachal Pradesh	26	52	1	6	7	3	0	95
14	Jammu and Kashmir	245	147	11	25	0	0	3	431
15	Jharkhand	139	35	6	39	4	0	1	224
16	Karnataka	939	188	188	403	15	3	12	1748
17	Kerala	113	43	19	188	18	13	6	400
18	ladakh	3	0	0	0	0	0	0	3
19	Lakshadweep	0	0	0	0	0	0	0	0
20	Madhya Pradesh	1345	1729	243	2717	423	3	46	6506
21	Maharashtra	1031	2548	148	594	83	70	83	4557
22	Manipur	10	0	0	3	0	0	0	13
23	Meghalaya	9	0	0	0	0	0	0	9
24	Mizoram	6	0	0	0	0	0	0	6
25	Nagaland	7	0	0	0	0	0	0	7
26	Odisha	156	165	91	115	19	7	6	559
27	Puducherry	13	16	3	8	6	0	1	47
28	Punjab	138	95	22	92	6	8	3	364
29	Rajasthan	447	330	662	156	11	2	10	1618
30	Sikkim	16	24	0	0	0	0	0	40
31	Tamil Nadu	238	167	133	826	14	0	22	1400
32	Telangana	559	118	84	298	9	2	5	1075
33	Tripura	26	24	0	1	0	0	0	51
34	Uttar Pradesh	2458	2609	265	803	83	5	39	6262
35	Uttarakhand	229	1347	225	167	21	2	7	1998
36	West Bengal	113	131	206	110	26	6	26	618
	<b>Total</b>	<b>11112</b>	<b>12032</b>	<b>3078</b>	<b>8735</b>	<b>865</b>	<b>145</b>	<b>391</b>	<b>36358</b>

Source: Annual Statement 2023-2024



**Table No. 3.3**  
**Periodicals which filed Annual Statement for 2023-24**  
**(State/UT & Language - wise)**

S. No.	States/Uts	Assamese	Bengali	Bodo	Dogri	Gujarati	Hindi	Kannada	Kashmiri	Konkani	Maithili	Malayalam	Manipuri	Marathi	Nepali
1	Andaman & Nicobar Islands	0	1	0	0	0	5	0	0	0	0	0	0	0	0
2	Andhra Pradesh	0	0	0	0	0	12	2	0	0	0	0	0	0	0
3	Arunachal Pradesh	0	0	0	0	0	2	0	0	0	0	0	0	0	0
4	Assam	63	21	0	0	0	12	0	0	0	0	0	0	0	0
5	Bihar	0	0	0	0	0	123	0	0	0	1	0	0	0	0
6	Chandigarh	0	0	0	0	0	35	0	0	0	0	0	0	0	0
7	Chhattisgarh	0	0	0	0	0	583	0	0	0	0	0	0	0	0
8	D & N Haveli AND Daman & Diu	0	0	0	0	9	19	0	0	0	0	0	0	1	0
9	Delhi	2	3	0	0	4	1052	7	0	0	1	5	0	8	1
10	Goa	0	0	0	0	0	2	0	0	1	0	0	0	9	0
11	Gujarat	0	1	0	0	2174	179	1	0	0	0	0	0	13	0
12	Haryana	0	0	0	0	1	329	0	0	0	0	0	0	0	0
13	Himachal Pradesh	0	0	0	0	0	73	0	0	0	0	0	0	0	0
14	Jammu and Kashmir	0	0	0	0	0	56	0	3	0	0	0	0	0	0
15	Jharkhand	1	4	0	0	0	147	0	0	0	0	0	0	0	0
16	Karnataka	0	0	0	0	0	15	1515	0	1	0	2	0	7	0
17	Kerala	0	2	0	0	1	9	4	0	1	0	279	0	1	0
18	ladakh	0	0	0	0	0	0	0	0	0	0	0	0	0	0
19	Lakshadweep	0	0	0	0	0	0	0	0	0	0	0	0	0	0
20	Madhya Pradesh	0	0	0	0	0	6108	1	0	0	0	0	0	2	0
21	Maharashtra	0	0	0	0	73	608	9	0	1	0	2	0	2922	2
22	Manipur	0	0	0	0	0	0	0	0	0	0	0	6	0	0
23	Meghalaya	0	0	0	0	0	2	0	0	0	0	0	0	0	0
24	Mizoram	0	0	0	0	0	0	0	0	0	0	0	0	0	0
25	Nagaland	0	0	0	0	0	0	0	0	0	0	0	0	0	0
26	Odisha	0	0	0	0	0	10	0	0	0	0	0	0	0	0
27	Puducherry	0	0	0	0	0	1	0	0	0	0	0	0	1	0
28	Punjab	0	0	0	0	0	118	0	0	0	0	0	0	0	0
29	Rajasthan	0	0	0	0	0	1447	1	0	0	0	0	0	1	0
30	Sikkim	0	0	0	0	0	4	0	0	0	0	0	0	0	28
31	Tamil Nadu	1	1	0	0	0	14	5	0	0	0	5	0	1	1
32	Telangana	0	1	0	0	1	19	1	0	0	0	1	0	2	0
33	Tripura	0	40	0	0	0	1	0	0	0	0	0	0	0	0
34	Uttar Pradesh	0	1	0	0	1	5065	0	0	0	0	0	0	0	0
35	Uttarakhand	1	1	0	0	1	1830	1	0	0	0	1	0	1	2
36	West Bengal	0	419	0	0	0	56	0	0	0	1	0	0	0	1
	<b>Total</b>	<b>68</b>	<b>495</b>	<b>0</b>	<b>0</b>	<b>2265</b>	<b>17936</b>	<b>1547</b>	<b>3</b>	<b>4</b>	<b>3</b>	<b>295</b>	<b>6</b>	<b>2969</b>	<b>35</b>

Source: Annual Statement 2023-2024

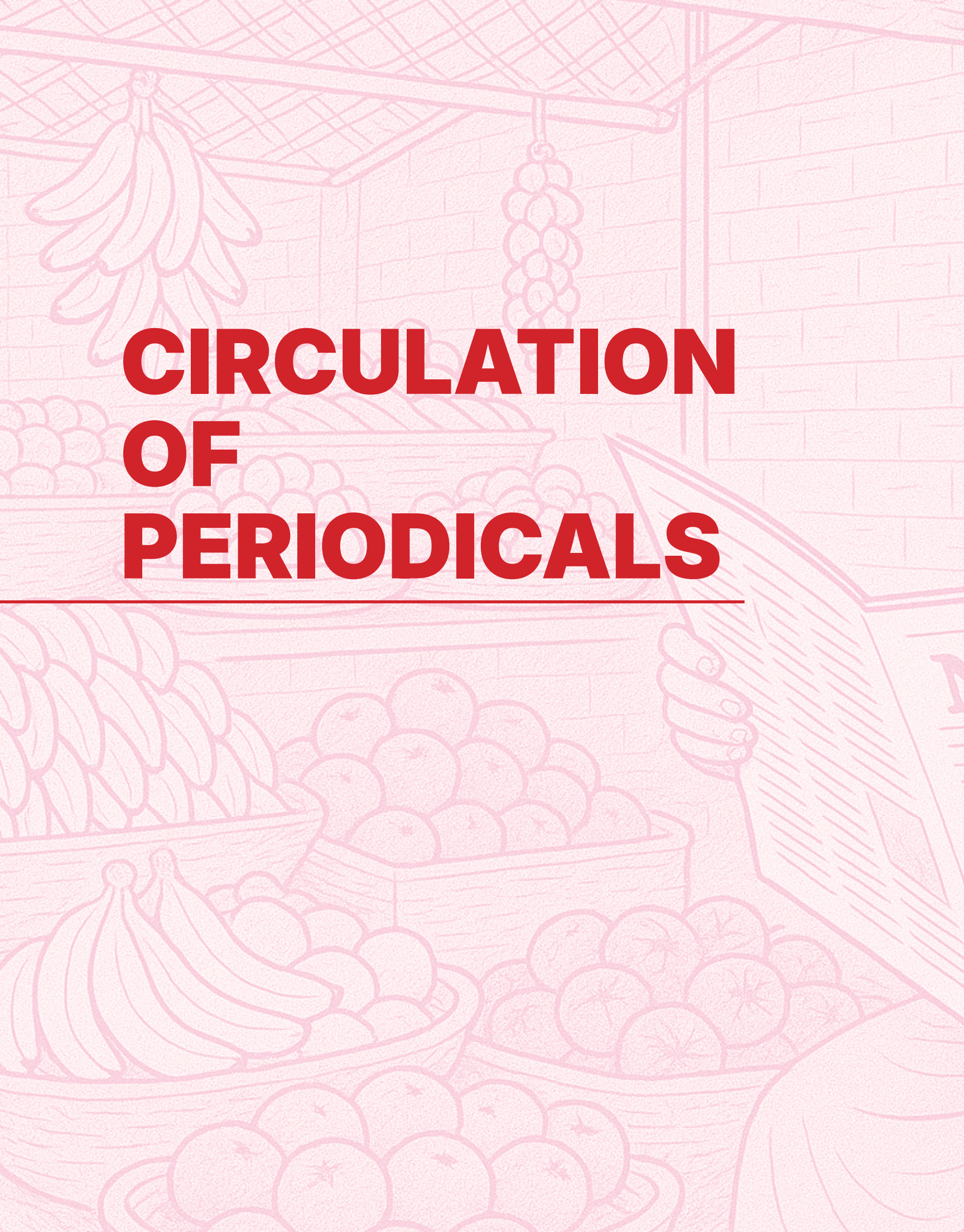


**Table No. 3.3 (Contd.)**  
**Periodicals which filed Annual Statement for 2023-2024**  
**(State/UT & Language – wise)**

S. No.	States/Uts	Odia	Punjabi	Sanskrit	Santthali	Sindhi	Tamil	Telugu	Urdu	English	Bilingual	Multilingual	Others	Total
1	Andaman & Nicobar Islands	0	0	0	0	0	0	0	1	6	3	0	0	16
2	Andhra Pradesh	0	0	1	0	0	1	1921	70	159	68	6	0	2240
3	Arunachal Pradesh	0	0	0	0	0	0	0	0	9	0	0	0	11
4	Assam	0	0	0	0	0	0	0	4	32	2	2	0	136
5	Bihar	0	0	1	0	0	0	0	100	18	7	1	0	251
6	Chandigarh	0	10	0	0	0	0	0	1	35	2	2	0	85
7	Chhattisgarh	0	0	0	0	0	0	0	7	14	32	1	1	638
8	D & N Haveli AND Daman & Diu	0	0	1	0	0	0	0	0	5	2	1	0	38
9	Delhi	3	32	3	0	0	6	6	172	476	160	12	3	1956
10	GOA	0	0	0	0	0	0	0	1	16	1	0	0	30
11	Gujarat	2	0	4	0	2	0	2	5	86	43	21	0	2533
12	Haryana	0	2	0	0	0	0	0	3	22	36	0	0	393
13	Himachal Pradesh	0	0	0	0	0	0	0	0	16	5	1	0	95
14	Jammu and Kashmir	0	0	0	0	0	0	0	121	212	37	2	0	431
15	Jharkhand	1	0	0	0	0	0	0	37	27	7	0	0	224
16	Karnataka	0	0	0	0	0	7	2	21	118	54	6	0	1748
17	Kerala	1	0	0	0	0	6	2	0	71	20	3	0	400
18	ladakh	0	0	0	0	0	0	0	0	2	1	0	0	3
19	Lakshadweep	0	0	0	0	0	0	0	0	0	0	0	0	0
20	Madhya Pradesh	0	0	7	0	3	0	0	81	83	210	11	0	6506
21	Maharashtra	1	0	0	0	4	6	2	83	464	314	66	0	4557
22	Manipur	0	0	0	0	0	0	0	0	5	2	0	0	13
23	Meghalaya	0	0	0	0	0	0	0	0	6	0	0	1	9
24	Mizoram	0	0	0	0	0	0	0	0	6	0	0	0	6
25	Nagaland	0	0	0	0	0	0	0	0	7	0	0	0	7
26	Odisha	429	0	0	0	0	0	0	2	67	45	6	0	559
27	Puducherry	2	0	1	0	0	29	0	0	5	7	1	0	47
28	Punjab	0	145	0	0	0	0	0	1	28	44	28	0	364
29	Rajasthan	0	0	0	0	7	0	0	4	46	102	3	7	1618
30	Sikkim	0	0	0	0	0	0	0	2	6	0	0	0	40
31	Tamil Nadu	1	1	0	0	0	996	13	2	153	194	12	0	1400
32	Telangana	1	0	0	0	0	3	674	191	135	35	11	0	1075
33	Tripura	0	0	0	0	0	0	0	0	10	0	0	0	51
34	Uttar Pradesh	0	2	4	0	0	0	0	751	233	196	7	2	6262
35	Uttarakhand	2	3	3	0	0	1	0	42	48	51	0	10	1998
36	West Bengal	1	0	0	2	0	0	1	30	84	20	3	0	618
	<b>Total</b>	<b>444</b>	<b>195</b>	<b>25</b>	<b>2</b>	<b>16</b>	<b>1055</b>	<b>2623</b>	<b>1732</b>	<b>2710</b>	<b>1700</b>	<b>206</b>	<b>24</b>	<b>36358</b>

Source: Annual Statement 2023-2024





# **CIRCULATION OF PERIODICALS**

---



# CIRCULATION OF PERIODICALS



Credit: Jaikishan Patel (unsplash.com)

- 4.1.** A total number of 36,358 periodicals furnished their circulation figures for 2023-24 claiming a total circulation of 37,85,45,527 copies per publishing day as against 40,27,49,225 copies per publishing day in 2022-23, thereby registering a decrease of 6 percent over the previous year. The O/o PRGI has NOT verified the circulation figures claimed by the publishers in their Annual Statement and the Report is purely based on self-declared circulation figures. (Table 4.1)
- 4.2.1.** The number of Daily Newspaper, which furnished circulation figures, has increased from 10,038 periodicals in 2022-23 to 11,112 periodicals in 2023-24. The combined circulation of all Dailies was 21,22,15,867 copies per publishing day in 2023-24 as against 23,22,94,405 copies per publishing day in 2022-23, i.e., a decrease of 8.64 percent. Among all Periodicals, Dailies had a combined share of 56.06 percent of the total circulation (Table 4.1)
- 4.2.2.** The circulation figure of Bi and Tri-weeklies was 4,08,692 in 2023-24. Bi and Tri-weeklies had a share of 0.1 percent of the total circulation (Table 4.1)
- 4.2.3.** Other periodicals had a combined share of 16,59,20,968 copies per publishing day, i.e., 43.83 percent of the total circulation. Among other periodicals Weeklies had the top position with 9,10,28,957 copies per publishing day, i.e., 24.04 percent of total circulation. The Monthlies, with a total circulation of 4,69,87,567 copies per publishing day or 12.41 percent of total



circulation, was at the third place. (Table 4.2)

## LANGUAGE-WISE CIRCULATION

- 4.3.1.** In 2023-24, Hindi periodicals retained their largest share in claimed circulation with 18,72,92,872 copies per publishing day or 49.47 percent of the total circulation, followed by English periodicals with 3,95,25,943 copies per publishing day (10.44%). Other languages in which periodicals had claimed circulation of more than one crore copies were Marathi 2,97,44,595 (7.86%); Urdu 2,66,73,054 (7.05 %); Telugu 2,25,79,378 (5.96%); and Gujarati 1,72,52,340 (4.56%). (Table 4.2)
- 4.3.2.** Even among Dailies, Hindi periodicals maintained their top position with a claimed circulation of 10,21,23,168 copies per publishing day, or to say 48.12 percent of the total claimed circulation of all daily newspapers. The English Dailies claimed second position with a circulation of 2,25,25,138 copies per publishing day (10.61%). The Dailies published in other languages were Urdu 1,84,37,831; Marathi 1,51,39,150; Telugu 1,51,17,618; Gujarati 77,31,292; Malayalam 58,35,674; Kannada-58,33,817; Odia 52,87,473; and Tamil 52,56,522 copies per publishing day etc. (Table 4.2)
- 4.3.3.** Among all Periodicities, Hindi Dailies had the highest circulation of 10,21,23,168 copies per publishing day. Hindi Weekly periodicals claimed second position with a circulation of 4,98,54,539 copies per publishing day followed by Hindi Monthly 2,42,00,756; English Dailies 2,25,25,138; Urdu Dailies 1,84,37,831; Marathi Daily 1,51,39,150; and Telugu Daily -1,51,17,618. (Table 4.2)

## STATE-WISE CIRCULATION

- 4.4.1.** The claimed circulation of periodicals was the highest in Uttar Pradesh with 7,07,81,436 copies per publishing day during 2023-24. Madhya Pradesh came second with 5,48,43,724 copies per publishing day; Maharashtra was third with 4,67,29,885 copies; and Delhi came fourth with 2,49,62,057 copies per publishing day. Other States with a circulation of more than one crore copies per publishing

day were: Gujarat 2,10,91,522 copies per publishing day; Uttarakhand 2,05,09,227 copies per publishing day; Andhra Pradesh 1,62,25,877 copies per publishing day; Rajasthan 1,41,27,785 copies per publishing day; Telangana 1,30,36,567 copies per publishing day; Tamil Nadu 1,25,53,218 copies per publishing day; Karnataka 1,11,84,467 copies per publishing day; and Odisha 1,03,78,773 copies per publishing day.(Table 4.3)

- 4.4.2.** Uttar Pradesh had the maximum claimed circulation of Daily periodicals with 3,60,93,395 copies per publishing day followed by Madhya Pradesh 2,75,17,424 copies per publishing day; Maharashtra 2,36,20,839 copies per publishing day; Delhi 1,38,86,253 copies per publishing day; Andhra Pradesh 1,05,77,547 copies per publishing day; Gujarat 1,01,22,373 copies per publishing day; and Rajasthan 96,96,396 copies per publishing day. (Table 4.3)
- 4.4.3.** The minimum circulation was found in the Union Territory of Ladakh numbering 40,666 copies per publishing day. (Table 4.3)
- 4.4.4.** The claimed circulation of weeklies in 2023-24 was the highest in Uttar Pradesh with 2,43,75,512 copies per publishing day followed by Uttarakhand-1,42,03,032 copies per publishing day; Madhya Pradesh 1,22,18,384 copies per publishing day; Maharashtra 1,21,12,386 copies per publishing day; Gujarat 67,55,180 copies per publishing day; Delhi 59,34,100 copies per publishing day; Odisha 22,37,420 copies per publishing day; Tamil Nadu 17,52,657 copies per publishing day; West Bengal 16,44,038 copies per publishing day; Karnataka 16,08,547 copies per publishing day; and Rajasthan 14,56,898 copies per publishing day etc. (Table 4.3)

- 4.4.5.** In the claimed circulation of fortnightlies in 2023-24, Rajasthan occupied the first position with 24,35,857 copies per publishing day followed by Uttar Pradesh with 22,47,572 copies per publishing day; Gujarat 15,64,148 copies per publishing day; Uttarakhand 15,48,332 copies per publishing day; Maharashtra 14,54,426 copies per publishing day; Delhi 13,08,185 copies per publishing day; Madhya Pradesh 11,80,503 copies per publishing day;



Odisha 10,06,868 copies per publishing day. These were the only States having a total circulation of over one million copies per publishing day each in 2023-24. (Table 4.3)

- 4.4.6.** Among Monthly periodicals, Madhya Pradesh claimed largest circulation with 1,23,52,765 copies per publishing day; followed by Uttar Pradesh 74,57,680 copies per publishing day; Andhra Pradesh 38,19,220 copies per publishing day; Delhi 34,43,640 copies per publishing day; Tamil Nadu 33,03,330 copies per publishing day; Telangana 25,98,275 copies per publishing day; Gujarat 24,85,042 copies per publishing day; Kerala 20,97,563 copies per publishing day; Maharashtra 18,22,100 copies per publishing day; Karnataka 16,68,901 copies per publishing day; Uttarakhand 12,33,241 copies per publishing day; Odisha 11,07,399 copies per publishing day. (Table 4.3)

#### LANGUAGE-CUM STATE-WISE CIRCULATION

- 4.5.** Language-wise analysis of claimed circulation of periodicals for 2023-24 reveals that Uttar Pradesh was at the top with 5,84,08,256 copies per publishing day in Hindi language, i.e., 31.19 percent of total circulation of Hindi Language; followed by Madhya Pradesh 5,20,78,766 copies; Uttarakhand -1,46,69,986 copies per publishing day; Rajasthan 1,33,95,025 copies per publishing day; and Delhi 1,24,31,172 copies per publishing day. The total circulation of English Language periodicals was 3,95,25,943 copies per publishing day, out of which Delhi accounted for 82,91,174 copies per publishing day, i.e., 20.98 percent of the total circulation in English followed by Maharashtra 66,11,166 copies per publishing day, i.e., (16.73 %) and Jammu & Kashmir 35,66,193 copies per publishing day (9.02 %). The total circulation of Gujarati periodicals was 1,72,52,340 copies per publishing day out of which Gujarat accounted for 1,63,85,891 copies per publishing day, i.e., (94.98 %). The total circulation of Telugu periodicals was 2,25,79,358 copies out of which Andhra Pradesh accounted for 1,37,20,869 copies per publishing day, i.e., (60.77%). The total circulation of Marathi periodicals was

2,97,44,595 copies per publishing day, out of which Maharashtra accounted for 2,92,29,599 copies per publishing day, i.e., (98.27 %). The total circulation of Urdu periodicals was 2,66,73,054 copies per publishing day, out of which Uttar Pradesh accounted for 87,70,112 copies per publishing day, i.e., (32.88 %). (Table 4.4)

#### CIRCULATION PATTERN

- 4.6.1.** A total of 36,358 periodicals submitted their Annual Statements and supplied their circulation data within stipulated filing period. Based on their circulation figures, the periodicals have been classified into following three categories:

- (i) Small: Circulation up to 25,000 copies per publishing day,
- (ii) Medium: Circulation between 25,001 to 75,000 copies per publishing day,
- (iii) Big: Circulation of more than 75,000 copies per publishing day,

- 4.6.2.** Out of 36,358 periodicals which supplied their circulation data, 609, i.e., 1.68 percent fall in the 'Big' category; 1,650, i.e., 4.54 percent in the 'Medium' category, and remaining 34,099, i.e., 93.79 percent in the 'Small' category. Periodicals falling in the 'Small' category have the largest share in the circulation with 20,93,49,276 copies per publishing day, i.e., 55.30 percent of total, followed by the 'Big' category with 10,45,62,521 copies per publishing day, i.e., 27.62 percent and the 'Medium' category having 6,46,33,730 copies per publishing day, i.e., 17.07 percent. (Table 4.5)

- 4.6.3.** The 'Big' category is further divided into two sub-categories those having a circulation between (i) 75,001 to 99,999 copies per publishing day; (ii) 1,00,000 to 25,00,000 copies per publishing day. In the first sub-category, there are 226 periodicals with a total circulation of 1,94,94,855 copies per publishing day, whereas in the second sub-category, there are 383 periodicals, with a total circulation of 8,50,67,666 copies per publishing day. (Table 4.5)

- 4.6.4.** The 'Medium' category of periodicals is also classified into two sub-categories



viz., (i) 25,001 to 50,000 copies; and (ii) 50,001 to 75,000 copies. In the first sub-category, there are 1,240 periodicals with a total circulation of 3,93,61,416 copies per publishing day and in the second, there are 410 periodicals with a total circulation of 2,52,72,314 copies per publishing day. (Table 4.5)

**4.6.5.** The periodicals falling under the 'Small' category can be divided into four sub-categories according to their circulation figures, viz (i) 0 to 2,000 copies (ii) 2,001 to 5,000 copies; (iii) 5,001 to 15,000 copies; and (iv) 15,001 to 25,000 copies. It has been noticed that 5,635 had the circulation range between 15,001 and 25,000; 10,450 had the circulation range between 5,001 and 15,000; 5,216 had the circulation range between 2,001 and 5,000; and 12,798 had the circulation range between 1 and 2000. (Table 4.5)

**4.6.6.** Out of the 11,158 dailies and Bi and Tri-weeklies that filed circulation data for the year 2023-24, 519 came under the 'Big' category, 1,196 under 'Medium' category, and the remaining 9,443 were 'Small' periodicals. Out of 519 'Big' Dailies/Tri and Bi-weeklies, 318 had a circulation of one lakh and above each. (Table 4.5)

**4.6.7.** As regards to Dailies and Bi/Tri-weeklies and other periodicals, the largest

circulation was of 'Small' periodicals (20,93,49,276), i.e., 55.30 percent, followed by 'Big' periodicals (10,45,62,521), i.e., 27.62 percent and 'Medium' periodicals (6,46,33,730), i.e., 17.07 percent. (Table 4.5)

### Circulation Verification through Desk Audit

**4.7.1.** The Press Registrar General's responsibilities extend beyond statistical compilation. While most circulation figures declared in the Annual Statements are self-reported, PRGI undertakes formal circulation verification through Desk Audit in cases where publisher request verification, where the government requires authenticated data to determine advertising eligibility, or where complaints or anomalies prompt an inquiry. This verification is a specialised and detailed exercise, requiring insight into printing records, distribution channels, purchase vouchers, and financial accounts. Because of its complexity, PRGI uses the expertise of chartered accountants empanelled with institutions such as the CAG, ABC, or RBI. PRGI has issued Guidelines and SOPs for undertaking Circulation Verification through Desk Audit as prescribed under Press and Registration of Act, 2023 and PRP Rules, 2024. For the year 2023-24, the total 214 circulation certificate has been issued by O/o PRGI. (Table 4.6)

**Table No. 4.1**  
**Total Circulation of Registered Periodicals**  
**(From 2019 to 2024)**

S. No.	Year	Daily	Bi/Tri-Weekly	Weekly	Others	Total Average Circulation
1	2019-2020	258422000	519013	107263381	73725375	439929769
2	2020-2021	225856735	519220	94698202	65408216	386482373
3	2021-2022	225726209	653087	94698202	68084231	391712282
4	2022-2023	232294405	1037338	98416872	71000610	402749225
5	2023-24	212215867	408692	91028957	74892011	378545527


Source: Annual Statement 2023-24



**Table No. 4.2**  
**Circulation of Periodicals in 2023-24**  
**(Language and Periodicity - wise)**

S. No.	Language	Daily	Weekly	Fortnightly	Monthly	Quarterly	Annual	Others	Total Average Circulation
1	Assamese	455701	275395	13880	46479	1050	0	4858	797363
2	Bengali	2960302	1087567	656157	464625	19555	20510	84026	5292742
3	Bodo	0	0	0	0	0	0	0	0
4	Dogri	0	0	0	0	0	0	0	0
5	Gujarati	7731292	6251716	1446427	1495640	17025	262429	47811	17252340
6	Hindi	102123168	49854539	8022156	24200756	1899389	935951	256913	187292872
7	Kannada	5833817	386453	242410	762225	17775	95450	5430	7343560
8	Kashmiri	19668	5450	0	0	0	0	0	25118
9	Konkani	15372	1000	0	8411	0	0	0	24783
10	Maithili	0	0	200	16266	0	0	0	16466
11	Malayalam	5835674	975122	364090	1686300	37725	73664	39795	9012370
12	Manipuri	134656	0	0	0	0	0	0	134656
13	Marathi	15139150	7164743	329488	1040682	31170	6000431	38931	29744595
14	Nepali	114006	69233	0	9733	0	0	0	192972
15	Odia	5287473	1910867	854022	888279	43245	1100	20050	9005036
16	Punjabi	1742095	305762	68546	240815	850	0	300	2358368
17	Sanskrit	185328	7516	14200	26015	5725	0	0	238784
18	Santhali	0	0	1000	1500	0	0	0	2500
19	Sindhi	155495	41265	1518	5571	0	0	0	203849
20	Tamil	5256522	497520	494929	2627661	12585	46900	139957	9076074
21	Telugu	15117618	1002361	1044469	5340218	16950	34062	23700	22579378
22	Urdu	18437831	7258549	514706	432304	25514	1000	3150	26673054
23	English	22525138	10475900	1803934	3652918	207964	586376	273713	39525943
24	Bilingual	2913132	2995426	641059	3738152	249476	11670	65272	10614187
25	Multilingual	222069	405224	38291	257107	5888	400	46820	975799
26	Others	10360	57349	33849	45910	15250	0	0	162718
	<b>Total</b>	<b>212215867</b>	<b>91028957</b>	<b>16585331</b>	<b>46987567</b>	<b>2607136</b>	<b>8069943</b>	<b>1050726</b>	<b>378545527</b>

Source: Annual Statement 2023-24



Source : www.freepik.com



**Table No. 4.3**  
**Circulation of Periodicals in 2023-24**  
**(State/UT & Periodicity - wise)**

S. No.	States/UTs	Daily	Weekly	Fortnightly	Monthly	Quarterly	Annual	Others	Total Average Circulation
1	Andaman & Nicobar Islands	79035	5883	508	0	0	0	0	85426
2	Andhra Pradesh	10577547	1004711	736931	3819220	12518	45000	29950	16225877
3	Arunachal Pradesh	229666	41	0	0	0	0	0	229707
4	Assam	1487484	434317	29213	49336	0	0	63769	2064119
5	Bihar	7230316	226328	44649	369650	2500	0	350	7873793
6	Chandigarh	1725519	320731	0	9025	0	0	0	2055275
7	Chhattisgarh	4943653	663627	73033	966577	11843	1000	15812	6675545
8	D & N Haveli and Daman & Diu	189257	24950	25592	21850	0	0	0	261649
9	Delhi	13886253	5934100	1308185	3443640	99719	193620	96540	24962057
10	Goa	253251	22815	21422	1917	0	0	0	299405
11	Gujarat	10122373	6755180	1564148	2485042	26803	83400	54576	21091522
12	Haryana	3411404	554786	205742	306664	889	720	4212	4484417
13	Himachal Pradesh	581310	197392	1100	43700	2100	300	0	825902
14	Jammu & Kashmir	5541171	427899	29600	72899	0	0	3967	6075536
15	Jharkhand	6136995	416991	23500	351036	57465	0	8100	6994087
16	Karnataka	7566311	1608547	265363	1668901	37141	11800	26404	11184467
17	Kerala	5800116	1126671	391795	2097563	43204	228743	42975	9731067
18	Ladakh	40666	0	0	0	0	0	0	40666
19	Lakshadweep	0	0	0	0	0	0	0	0
20	Madhya Pradesh	27517424	12218384	1180503	12352765	1451506	4800	118342	54843724
21	Maharashtra	23620839	12112386	1454426	1822100	78592	7464155	177387	46729885
22	Manipur	181997	0	0	1783	0	0	0	183780
23	Meghalaya	145267	0	0	0	0	0	0	145267
24	Mizoram	128104	0	0	0	0	0	0	128104
25	Nagaland	77877	0	0	0	0	0	0	77877
26	Odisha	5941364	2237420	1006868	1107399	50802	13470	21450	10378773
27	Puducherry	198144	54041	3450	14997	7063	0	300	277995
28	Punjab	2455263	459114	76573	381822	8655	2550	1518	3385495
29	Rajasthan	9696396	1456898	2435857	517408	11588	1100	8538	14127785
30	Sikkim	250768	69133	0	0	0	0	0	319901
31	Tamil Nadu	6741326	1752657	577175	3303330	13565	0	165165	12553218
32	Telangana	9156584	640246	525882	2598275	90905	3150	21525	13036567
33	Tripura	399868	81127	0	1975	0	0	0	482970
34	Uttar Pradesh	36093395	24375512	2247572	7457680	506462	3610	97205	70781436
35	Uttarakhand	3426118	14203032	1548332	1233241	68825	600	29079	20509227
36	West Bengal	6382806	1644038	807912	487772	24991	11925	63562	9423006
	<b>Total</b>	<b>212215867</b>	<b>91028957</b>	<b>16585331</b>	<b>46987567</b>	<b>2607136</b>	<b>8069943</b>	<b>1050726</b>	<b>378545527</b>

Source: Annual Statement 2023-24



**Table No. 4.4**  
**Circulation of Periodicals in 2023-24**  
**(State/UT & Language – wise)**

S. No.	States/UTs	Assamese	Bengali	Bodo	Dogri	Gujarati	Hindi	Kannada	Kashmiri	Konkani	Maithili
1	Andaman & Nicobar Islands	0	11414	0	0	0	31960	0	0	0	0
2	Andhra Pradesh	0	0	0	0	0	132564	23910	0	0	0
3	Arunachal Pradesh	0	0	0	0	0	31500	0	0	0	0
4	Assam	790582	383325	0	0	0	211950	0	0	0	0
5	Bihar	0	0	0	0	0	4579935	0	0	0	200
6	Chandigarh	0	0	0	0	0	1059497	0	0	0	0
7	Chhattisgarh	0	0	0	0	0	6285006	0	0	0	0
8	D & N Haveli and Daman & Diu	0	0	0	0	100895	80728	0	0	0	0
9	Delhi	1067	1420	0	0	9775	12431172	18818	0	0	16266
10	Goa	0	0	0	0	0	24726	0	0	15372	0
11	Gujarat	0	11353	0	0	16385891	2566669	22516	0	0	0
12	Haryana	0	0	0	0	1606	4082381	0	0	0	0
13	Himachal Pradesh	0	0	0	0	0	800738	0	0	0	0
14	Jammu & Kashmir	0	0	0	0	0	533943	0	25118	0	0
15	Jharkhand	2914	123021	0	0	0	4452122	0	0	0	0
16	Karnataka	0	0	0	0	0	60010	7130577	0	6969	0
17	Kerala	0	13609	0	0	2501	57571	18918	0	1442	0
18	Ladakh	0	0	0	0	0	0	0	0	0	0
19	Lakshadweep	0	0	0	0	0	0	0	0	0	0
20	Madhya Pradesh	0	0	0	0	0	52078766	1900	0	0	0
21	Maharashtra	0	0	0	0	724680	6569333	104336	0	1000	0
22	Manipur	0	0	0	0	0	0	0	0	0	0
23	Meghalaya	0	0	0	0	0	15870	0	0	0	0
24	Mizoram	0	0	0	0	0	0	0	0	0	0
25	Nagaland	0	0	0	0	0	0	0	0	0	0
26	Odisha	0	0	0	0	0	149288	0	0	0	0
27	Puducherry	0	0	0	0	0	1900	0	0	0	0
28	Punjab	0	0	0	0	0	1395438	0	0	0	0
29	Rajasthan	0	0	0	0	0	13395025	700	0	0	0
30	Sikkim	0	0	0	0	0	50950	0	0	0	0
31	Tamil Nadu	700	2758	0	0	0	142151	14685	0	0	0
32	Telangana	0	5000	0	0	5000	250698	7000	0	0	0
33	Tripura	0	378682	0	0	0	6265	0	0	0	0
34	Uttar Pradesh	0	37000	0	0	1200	58408256	0	0	0	0
35	Uttarakhand	2100	2492	0	0	20792	14669986	200	0	0	0
36	West Bengal	0	4322668	0	0	0	2736474	0	0	0	0
	<b>Total</b>	<b>797363</b>	<b>5292742</b>	<b>0</b>	<b>0</b>	<b>17252340</b>	<b>187292872</b>	<b>7343560</b>	<b>25118</b>	<b>24783</b>	<b>16466</b>

Source: Annual Statement 2023-24



**Table No. 4.4 (Contd.)**  
**Circulation of Periodicals in 2023-24**  
**(State/UT & Language – wise)**

S. No.	States/UTs	Malayalam	Manipuri	Marathi	Nepali	Odia	Punjabi	Sanskrit	Santhali
1	Andaman & Nicobar Islands	0	0	0	0	0	0	0	0
2	Andhra Pradesh	0	0	0	0	0	0	127	0
3	Arunachal Pradesh	0	0	0	0	0	0	0	0
4	Assam	0	0	0	0	0	0	0	0
5	Bihar	0	0	0	0	0	0	6750	0
6	Chandigarh	0	0	0	0	0	239706	0	0
7	Chhattisgarh	0	0	0	0	0	0	0	0
8	D & N Haveli and Daman & Diu	0	0	1540	0	0	0	1600	0
9	Delhi	8633	0	16445	3408	1887	456291	23450	0
10	Goa	0	0	96060	0	0	0	0	0
11	Gujarat	0	0	300974	0	44387	0	13857	0
12	Haryana	0	0	0	0	0	71929	0	0
13	Himachal Pradesh	0	0	0	0	0	0	0	0
14	Jammu & Kashmir	0	0	0	0	0	0	0	0
15	Jharkhand	0	0	0	0	19295	0	0	0
16	Karnataka	20424	0	54305	0	0	0	0	0
17	Kerala	8858060	0	8200	0	958	0	0	0
18	Ladakh	0	0	0	0	0	0	0	0
19	Lakshadweep	0	0	0	0	0	0	0	0
20	Madhya Pradesh	0	0	3450	0	0	0	158609	0
21	Maharashtra	81803	0	29229599	2054	16658	0	0	0
22	Manipur	0	134656	0	0	0	0	0	0
23	Meghalaya	0	0	0	0	0	0	0	0
24	Mizoram	0	0	0	0	0	0	0	0
25	Nagaland	0	0	0	0	0	0	0	0
26	Odisha	0	0	0	0	8871412	0	0	0
27	Puducherry	0	0	555	0	9030	0	325	0
28	Punjab	0	0	0	0	0	1580162	0	0
29	Rajasthan	0	0	1950	0	0	0	0	0
30	Sikkim	0	0	0	141662	0	0	0	0
31	Tamil Nadu	23113	0	650	2121	2450	850	0	0
32	Telangana	19000	0	19200	0	4000	0	0	0
33	Tripura	0	0	0	0	0	0	0	0
34	Uttar Pradesh	0	0	0	0	0	1630	17666	0
35	Uttarakhand	1337	0	11667	17750	34159	7800	16400	0
36	West Bengal	0	0	0	25977	800	0	0	2500
	<b>Total</b>	<b>9012370</b>	<b>134656</b>	<b>29744595</b>	<b>192972</b>	<b>9005036</b>	<b>2358368</b>	<b>238784</b>	<b>2500</b>

Source: Annual Statement 2023-24



**Table No. 4.4 (Contd.)**  
**Circulation of Periodicals in 2023-24**  
**(State/UT & Language - wise)**

S. No.	States/UTs	Sindhi	Tamil	Telugu	Urdu	English	Bilingual	Multilingual	Others	Total Average Circulation
1	Andaman & Nicobar Islands	0	0	0	7650	32394	2008	0	0	85426
2	Andhra Pradesh	0	28876	13720869	495336	1385761	409461	28973	0	16225877
3	Arunachal Pradesh	0	0	0	0	198207	0	0	0	229707
4	Assam	0	0	0	82230	572712	3400	19920	0	2064119
5	Bihar	0	0	0	2898900	353508	32900	1600	0	7873793
6	Chandigarh	0	0	0	743	668016	83563	3750	0	2055275
7	Chhattisgarh	0	0	0	116104	167614	104186	800	1835	6675545
8	D & N Haveli and Daman & Diu	0	0	0	0	58086	17300	1500	0	261649
9	Delhi	0	8466	4138	2701104	8291174	899166	43389	25988	24962057
10	Goa	0	0	0	16000	139172	8075	0	0	299405
11	Gujarat	48925	0	15913	23746	1373186	219105	65000	0	21091522
12	Haryana	0	0	0	23100	134141	171260	0	0	4484417
13	Himachal Pradesh	0	0	0	0	14365	8699	2100	0	825902
14	Jammu & Kashmir	0	0	0	1675422	3566193	266060	8800	0	6075536
15	Jharkhand	0	0	0	1730551	483511	182673	0	0	6994087
16	Karnataka	0	48224	20869	333636	2506020	995103	8330	0	11184467
17	Kerala	0	89840	16142	0	585043	73476	5307	0	9731067
18	Ladakh	0	0	0	0	21666	19000	0	0	40666
19	Lakshadweep	0	0	0	0	0	0	0	0	0
20	Madhya Pradesh	7600	0	0	644196	668760	1212093	68350	0	54843724
21	Maharashtra	41369	46365	62900	542035	6611166	2342580	354007	0	46729885
22	Manipur	0	0	0	0	47999	1125	0	0	183780
23	Meghalaya	0	0	0	0	125337	0	0	4060	145267
24	Mizoram	0	0	0	0	128104	0	0	0	128104
25	Nagaland	0	0	0	0	77877	0	0	0	77877
26	Odisha	0	0	0	38653	809316	474130	35974	0	10378773
27	Puducherry	0	211306	0	0	18809	34170	1900	0	277995
28	Punjab	0	0	0	1543	262688	109202	36462	0	3385495
29	Rajasthan	105955	0	0	55000	247802	270268	2300	48785	14127785
30	Sikkim	0	0	0	34400	92889	0	0	0	319901
31	Tamil Nadu	0	8560255	79749	25400	3086471	478902	132963	0	12553218
32	Telangana	0	80900	8658748	1118636	2474832	295428	98125	0	13036567
33	Tripura	0	0	0	0	98023	0	0	0	482970
34	Uttar Pradesh	0	0	0	8770112	1960569	1516603	53150	15250	70781436
35	Uttarakhand	0	1842	0	4846515	488961	320426	0	66800	20509227
36	West Bengal	0	0	50	492042	1775571	63825	3099	0	9423006
	<b>Total</b>	<b>203849</b>	<b>9076074</b>	<b>22579378</b>	<b>26673054</b>	<b>39525943</b>	<b>10614187</b>	<b>975799</b>	<b>162718</b>	<b>378545527</b>

Source: Annual Statement 2023-24



**Table No. 4.5**  
**Circulation of Periodicals in 2023-24**

S. No.	Category	Range	Daily, Bi/Tri-Weekly		Periodicals		Total		
			Number	Average Circulation	Number	Average Circulation	Number	Average Circulation	Total Average Circulation
1	Small	1 to 2000	2656	3440660	10142	12398282	12798	15838942	209349276
		2001 to 5000	859	2790574	4357	13933278	5216	16723852	
		5001 to 15000	2557	19940308	7893	57157518	10450	77097826	
		15001 to 25000	3371	60779437	2264	38909219	5635	99688656	
2	Medium	25001 to 50000	865	28193994	375	11167422	1240	39361416	64633730
		50001 to 75000	331	20446109	79	4826205	410	25272314	
3	Big	75001 to 99999	201	17369175	25	2125680	226	19494855	104562521
		100000 or more	318	59664302	65	25403364	383	85067666	
		<b>Total</b>	<b>11158</b>	<b>212624559</b>	<b>25200</b>	<b>165920968</b>	<b>36358</b>	<b>378545527</b>	<b>378545527</b>

Source: Annual Statement 2023-24

**Table No. 4.6**  
**STATUS OF CIRCULATION VERIFICATION**  
**Certificate Issued List (FY 2023-24)**

S. No.	Periodical Name	Language	Periodicity	Place of Publication	Registration No.	Date of Issue	Circulation Figure
1	Aacharan	Hindi	Daily	Gwalior	22177/70	22.05.2025	99,408
2	Action India	Hindi	Daily	Delhi	DELHIN/2006/19302	22.05.2025	88,694
3	Deshonnati	Marathi	Daily	Nagpur	86908	22.05.2025	162,244
4	Nav Bihar Times	Hindi	Daily	Aurangabad	52290	28.05.2025	85,628
5	Vinay Ujala	Hindi	Daily	Indore	MPHIN/2009/35176	28.05.2025	105,664
6	Divya Bhaskar	Gujarati	Daily	Rajkot	GUJGUJ/20052/15322	28.05.2025	116,095
7	Deshonnati	Marathi	Daily	Nanded	MAHMAR/2002/08508	28.05.2025	51,003
8	Deshonnati	Marathi	Daily	Jalgaon	MAHMAR/2002/08509	28.05.2025	42,023
9	Dainik Bhaskar	Hindi	Daily	Ranchi	JHAHIN/2010/38685	28.05.2025	112,462
10	Agniban	Hindi	Daily	Bhopal	MPHIN/2005/15337	28.05.2025	92,158
11	Deshonnati	Marathi	Daily	Akola	43863	29.05.2025	111,562
12	Action India	Hindi	Daily	Karnal	HARHIN/2016/68417	29.05.2025	87,420
13	Express News	Hindi	Daily	Bhopal	62831	29.05.2025	40,922
14	The Statesman	English	Daily	Kolkata	2708	29.05.2025	151,474
15	Udhyog Mitra Gujarat	Gujarati	Weekly	Gujarat	GUJGUJ/2000/00558	29.05.2025	34,329
16	Amrit India	Hindi	Daily	Delhi	49267	30.05.2025	47,877
17	Deccan Chronicle	English	Daily	Hyderabad	3081	30.05.2025	432,534
18	Jabalpur Express	Hindi	Daily	Chhindwara	52140	30.05.2025	37,784
19	Millennium Post	English	Daily	Delhi	DELENG/2005/15351	30.05.2025	91,598
20	Nav Pradesh	Hindi	Daily	Bilaspur	CHHHIN/2015/62431	30.05.2025	57,283
21	Nav Rashtra	Marathi	Daily	Mumbai	MAHMAR/2014/59862	30.05.2025	231,615
22	Pratidin	Oriya	Daily	Khordha/ Bhubaneswar	ODIODI/2003/10995	30.05.2025	184,512
23	Sach Kahoon	Hindi	Daily	Delhi	DELHIN/2006/17375	30.05.2025	77,943
24	Shwet Patra	Hindi	Daily	Deoghar	JHAHIN/2006/24924	30.05.2025	77,428



S. No.	Periodical Name	Language	Periodicity	Place of Publication	Registration No.	Date of Issue	Circulation Figure
25	The Sikh Times	English	Daily	Delhi	DELENG/2008/25465	30.05.2025	45,582
26	Daily Veer Arjun	Hindi	Daily	Delhi	511	04.06.2025	95,683
27	Metro Herald	Hindi	Daily	Ahmedabad	GUJHIN/2005/22234	02.06.2025	206,630
28	Taasir	Urdu	Daily	Patna	BIHURD/2013/47670	02.06.2025	138,100
29	Taasir	Urdu	Daily	Muzaffarpur	BIHURD/2013/54407	02.06.2025	88,500
30	Siyasi Ufuque	Urdu	Daily	Ranchi	JHAURD/2002/8065	02.06.2025	56,400
31	Vipra Express	Hindi	Daily	Rewa	MPHIN/2013/57425	02.06.2025	35,602
32	Nava Bharat	Hindi	Daily	Nagpur	1560	02.06.2025	376,760
33	Deccan Chronicle	English	Daily	Chennai	TNENG/2005/14987	02.06.2025	148,358
34	Aap Ane Ame	Gujarati	Daily	Bharuch	GUJGUJ/2007/21438	03.06.2025	61,425
35	Jabalpur Express	Hindi	Daily	Balaghat	56500	03.06.2025	37,541
36	Gujaratmitra And Gujaratdarpan	Gujarati	Daily	Surat	1597	03.06.2025	80,446
37	Ang Bharat	Hindi	Daily	Bhagalpur	BIHHIN/2009/30172	03.06.2025	68,500
38	Rashtriya Sagar	Hindi	Daily	Ranchi	JHAHIN/2006/18922	03.06.2025	95,740
39	Young Leader	Hindi	Daily	Ahmedabad	43524	03.06.2025	154,700
40	Janhit Darshan	Hindi	Daily	Jhansi	47914	04.06.2025	69,112
41	NavBharat	Hindi	Daily	Bhopal	35406	04.06.2025	183,591
42	Ajay Bharat	Hindi	Daily	Morena	MPHIN/2008/24023	04.06.2025	82,522
43	Charchit Rajniti	Hindi	Daily	Lucknow	UPHIN/2004/14385	04.06.2025	38,110
44	NavBharat	Hindi	Daily	Bilaspur	38549	04.06.2025	179,482
45	Rising Kashmir	English	Daily	Srinagar	JKENG/2007/20786	04.06.2025	102,564
46	Prahar	Marathi	Daily	Mumbai	MAHMAR/2005/18681	05.06.2025	193,055
47	Rashtriya Sagar	Hindi	Daily	Patna	BIHHIN/2014/61400	05.06.2025	89,344
48	The Indian Express	English	Daily	Mumbai	1543	05.06.2025	100,352
49	Hari Bhoomi	Hindi	Daily	Delhi	69631	05.06.2025	88,036
50	Kirti Kranti	Hindi	Daily	Shahdol	MPHIN/2003/13121	05.06.2025	81,034
51	Kirti Kranti	Hindi	Daily	Anuppur	MPHIN/2010/50291	06.06.2025	78,198
52	NavBharat	Hindi	Daily	Jabalpur	1537	06.06.2025	180,828
53	Ajay Bharat	Hindi	Daily	Bhind	MPHIN/2014/58809	06.06.2025	58,774
54	Rashtriya Sagar	Hindi	Daily	Delhi	DELHIN/2003/09735	06.06.2025	81,380
55	Loksatya	Hindi	Daily	Meerut	UPHIN/2015/65665	06.06.2025	139,583
56	Loksatya	Hindi	Daily	Delhi	DELHIN/2010/35009	06.06.2025	227,923
57	Hindustan Times	English	Daily	Mumbai	MAHENG/2005/15186	06.06.2025	205,541
58	Sahaj Chetna	Hindi	Daily	Allahabad	UPHIN/2008/29342	06.06.2025	68,210
59	Rashtra Doot	Hindi	Daily	Jalaur	RAJHIN/2006/17286	09.06.2025	63,050
60	Rashtra Doot	Hindi	Daily	Jaipur	3641	09.06.2025	127,227
61	Nav Bharat	Hindi	Daily	Raipur	13045	09.06.2025	355,028
62	The Indian Express	English	Pune	Pune	46944	10.06.2025	76,952
63	Raj Express	Hindi	Daily	Indore	MPHIN/2006/17048	10.06.2025	182,328
64	Dainik Navajyoti	Hindi	Daily	Jaipur	6624	10.06.2025	156,838
65	Akshar Vishv	Hindi	Daily	Ujjain	52098	10.06.2025	84,070
66	Agniban	Hindi	Daily	Indore	38430	10.06.2025	149,871



S. No.	Periodical Name	Language	Periodicity	Place of Publication	Registration No.	Date of Issue	Circulation Figure
67	Jaipur Mahanagar Times	Hindi	Daily	Dausa	RAJHIN/2013/52505	10.06.2025	70,800
68	Bhedi Nazar	Hindi	Daily	Delhi	DELHIN/2004/13528	11.06.2025	76,935
69	Dinakaran	Tamil	Daily	Puducherry	PONTAM/2001/05373	11.06.2025	57,790
70	NavBharat	Hindi	Daily	Indore	7590	11.06.2025	104,138
71	New India Herald	Hindi	Daily	Delhi	55652	11.06.2025	120,000
72	Khabre Aaj Tak	Hindi	Daily	Mumbai	69232	11.06.2025	171,137
73	Star Savera	Hindi	Daily	Kurukshetra	HARHIN/2012/51203	12.06.2025	66,715
74	Choice Times	Hindi	Daily	Mirzapur	UPHIN/2009/31452	12.06.2025	64,113
75	Bhind Night	Hindi	Daily	Mandla	MPHIN/2009/30227	12.06.2025	39,348
76	Aaj	Hindi	Daily	Kanpur	26521	12.06.2025	103,626
77	Sokale Soakle	Bengali	Daily	Ranchi	JHABEN/2013/56709	12.06.2025	49,910
78	Qaumi Patrika	Punjabi	Daily	Delhi	39272	12.06.2025	60,000
79	Kartik Mail	Hindi	Daily	Jabalpur	MPHIN/2010/32160	12.06.2025	38,781
80	Hamara Samaj	Urdu	Daily	Delhi	DELURD/2007/22244	12.06.2025	61,172
81	Aj	Hindi	Daily	Lucknow	47967	13.06.2025	37,156
82	Swatantra Bharat	Hindi	Daily	Lucknow	50969	13.06.2025	96,467
83	Khabar Express	Urdu	Daily	Ranchi	JHAURD/2013/53643	13.06.2025	76,181
84	Pradesh Today	Hindi	Daily	Gwalior	MPHIN/2010/39960	16.06.2025	111,502
85	Nav Rashtra	Marathi	Daily	Nagpur	MAHMAR/2000/02091	16.06.2025	262,731
86	Sach Kahoon	Hindi	Daily	Sirsa	HARHIN/2002/07321	16.06.2025	47,610
87	Pratahkal	Hindi	Daily	Mumbai	MAHHIN/2001/04638	16.06.2025	250,848
88	Reporter Post	English	Daily	Ranchi	JHAENG/2014/67737	17.06.2025	85,956
89	Dinakaran	Tamil	Daily	Chennai	30424	17.06.2025	286,822
90	Pradesh Today	Hindi	Daily	Katni	MPHIN/2012/51138	17.06.2025	63,894
91	Times Day	English	Daily	Delhi	DELENG/2002/08198	17.06.2025	82,600
92	Amrit Darshan	Hindi	Daily	Bhopal	50259	18.06.2025	43,749
93	Dinakaran	Tamil	Daily	Nagarcoil	TNTAM/2002/9056	18.06.2025	42,085
94	Raj Express	Hindi	Daily	Ratlam	MPHIN/2010/36161	18.06.2025	92,178
95	Star Savera	Hindi	Daily	Delhi	89358	18.06.2025	69,855
96	Navbharat	Hindi	Daily	Navi Mumbai	66960	18.06.2025	327,610
97	Akshar Vishv	Hindi	Daily	Indore	MPHIN/2007/22702	18.06.2025	30,339
98	Kirti Kranti	Hindi	Daily	Bhopal	MPHIN/2000/03394	18.06.2025	57,702
99	Virat Vaibhav	Hindi	Daily	Jaipur	RAJHIN/2014/55522	19.06.2025	59,352
100	Early Times	English	Daily	Jammu	JKENG/2002/7815	19.06.2025	194,023
101	Prabhat Mantra	Hindi	Daily	Ranchi	JHAHIN/2014/59110	19.06.2025	76,833
102	Aaj	Hindi	Daily	Patna	33443	19.06.2025	92,851
103	Aaj	Hindi	Daily	Allahabad	59741	19.06.2025	47,114
104	Group 5 Samachar	Hindi	Daily	Lucknow	UPHIN/2008/27122	20.06.2025	59,312
105	Shishir Times	Hindi	Daily	Sidhi	MPHIN/2022/85462	20.06.2025	66,709
106	Swadesh	Hindi	Daily	Bhopal	38087	23.06.2025	99,046
107	Swadesh	Hindi	Daily	Raipur	50227	23.06.2025	64,790
108	Hamara Maqsad	Urdu	Daily	Delhi	64689	23.06.2025	70,065
109	Central Chronicle	English	Daily	Bhopal	1661	23.06.2025	38,571



S. No.	Periodical Name	Language	Periodicity	Place of Publication	Registration No.	Date of Issue	Circulation Figure
110	Udaan	Urdu	Daily	Jammu	JKURD/2009/29863	23.06.2025	101,106
111	Khabar Express	Urdu	Daily	Dhanbad	JHAURD/2015/63795	24.06.2025	78,871
112	Navrashtra	Marathi	Daily	Pune	MAHMAR/2015/66303	24.06.2025	93,455
113	Dinakaran	Tamil	Daily	Salem	33800	24.06.2025	93,455
114	Hari Bhoomi	Hindi	Daily	Bhopal	MPHIN/2014/55906	24.06.2025	105,793
115	Surya Prava	Oriya	Daily	Bhubaneshwar	ODIODI/2003/11342	24.06.2025	210,241
116	Dainik Bhaskar	Hindi	Daily	Jamshedpur	JHAHIN/2010/33083	25.06.2025	59,205
117	Darshan Post	Hindi	Daily	Jhansi	UPHIN/2017/73169	26.06.2025	57,019
118	Navbharat	Hindi	Daily	Satna	72181	26.06.2025	83,575
119	Uttam Hindu	Hindi	Daily	Jalandar	46594	26.06.2025	66,646
120	Dinakaran	Tamil	Daily	Madurai	33700	26.06.2025	130,024
121	Ajay Bharat	Hindi	Daily	Gwalior	MPHIN/2013/53959	26.06.2025	84,059
122	Aap Ane Ame	Guajrati	Daily	Ahmedabad	GUJGUJ/2009/32381	27.06.2025	59,263
123	Akshar Vishv	Hindi	Daily	Shahjapur	65103	27.06.2025	39,312
124	Tarunmitra	Hindi	Daily	Lucknow	UPHIN/1999/00103	03.07.2025	84,372
125	Vinay Ujala	Hindi	Daily	Bhopal	MPHIN/2013/52154	03.07.2025	93,327
126	Gujarat Samachar	Gujarati	Daily	Bhavnagar	GUJGUJ/2001/10807	04.07.2025	35,956
127	Gujarat Samachar	Gujarati	Daily	Rajkot	48792	04.07.2025	128,059
128	Dinakaran	Tamil	Daily	Tirunevelli	49477	04.07.2025	87,760
129	Dinakaran	Tamil	Daily	Vellore	42803	04.07.2025	78,593
130	Aj	Hindi	Daily	Ranchi	44305	04.07.2025	43,585
131	Hamara Samaj	Urdu	Daily	Patna	BIHURD/2009/28280	04.07.2025	81,976
132	Qaumi Bharat	Urdu	Daily	Delhi	DELURD/2012/43231	04.07.2025	109,023
133	Sayankalin Swadesh	Hindi	Daily	Bhopal	52204	07.07.2025	38,693
134	Nai Dunia	Hindi	Daily	Gwalior	MPHIN/2005/13914	07.07.2025	29,313
135	Dainik Bhaskar	Hindi	Daily	Mumbai	MAHHIN/2023/85549	07.07.2025	94,611
136	Deepika	Malayalam	Daily	Kottayam	3078	07.07.2025	42,809
137	Pradesh Today	Hindi	Daily	Sagar	MPHIN/2014/61921	08.07.2025	71,835
138	Samachar Jagat	Hindi	Daily	Jaipur	35236	08.07.2025	141,179
139	Nyayadheesh	Hindi	Daily	Varanasi	UPHIN/2018/75048	08.07.2025	30,309
140	Shishir Times	Hindi	Daily	Singrauli	MPHIN/2023/85461	09.07.2025	71,251
141	Bartaman	Bengali	Daily	Panskura, Dist. Purba Midnapur	WBBEN/2017/77758	09.07.2025	60,659
142	Madhyamam	Malayalam	Daily	Malappuram	KERMAL/2002/06744	09.07.2025	43,427
143	Sakal	Marathi	Daily	Aurangabad	70995	09.07.2025	81,394
144	The Hindu	English	Daily	Kozhikode	KERENG/2012/50789	10.07.2025	29,493
145	The Hindu	English	Daily	Thiruvananthapuram	KERENG/1995/49965	10.07.2025	47,998
146	The Hindu	English	Daily	Bengaluru	KARENG/1970/49945	10.07.2025	82,158
147	Dainik Navajyoti	Hindi	Daily	Jodhpur	RAJHIN/2004/12563	10.07.2025	1,06,280
148	The Hindu	English	Daily	Madurai	TNENG/1978/49962	10.07.2025	32,194
149	Ranchi Express	Hindi	Daily	Ranchi	4244	11.07.2025	82,512
150	Amin	Urdu	Daily	Patna	100383	11.07.2025	78,535
151	Vinay Ujala	Hindi	Daily	Ujjain	MPHIN/2016/68363	14.07.2025	53,600



S. No.	Periodical Name	Language	Periodicity	Place of Publication	Registration No.	Date of Issue	Circulation Figure
152	Sakal	Marathi	Daily	Nashik	47130	14.07.2025	50,100
153	Swadesh Jyoti	Hindi	Daily	Sagar	77647	14.07.2025	60,430
154	Satyara Swara Nirbhay	Oriya	Daily	Khordha/ Bhubaneswar	123089	15.07.2025	60,291
155	Raj Express	Hindi	Daily	Ujjain	MPHIN/2010/35931	17.07.2025	97,696
156	People Samachar	Hindi	Daily	Jabalpur	MPHIN/2009/29551	18.07.2025	123,460
157	Sakal	Marathi	Daily	Mumbai	62400	18.07.2025	66,313
158	Srinagar News	Urdu	Daily	Srinagar	28611	18.07.2025	60,868
159	Gujarat Samachar	Gujarati	Daily	Surat	27566	18.07.2025	135,439
160	Aaj	Hindi	Daily	Varanasi	2026	22.07.2025	106,323
161	Satta Sudhar	Hindi	Daily	Datia	MPHIN/2005/16546	22.07.2025	79,841
162	Pratah Kiran	Hindi	Daily	Patna	BIHHIN/2013/49676	22.07.2025	69,412
163	Jabalpur Express	Hindi	Daily	Jabalpur	52154	23.07.2025	68,631
164	Jagruk Times	Hindi	Daily	Mumbai	MAHHIN/2004/13755	23.07.2025	148,200
165	Pradesh Today	Hindi	Daily	Bhopal	MPHIN/2010/35347	25.07.2025	195,229
166	Kirti Kranti	Hindi	Daily	Rewa	51932	25.07.2025	112,886
167	Dainik Jagran	Hindi	Daily	Rewa	1505	29.07.2025	192,209
168	Kirti Kranti	Hindi	Daily	Sidhi	MPHIN/2000/00568	29.07.2025	64,775
169	Morning India	English	Daily	Ranchi	JHAENG/2012/44137	29.07.2025	95,015
170	Shishir Times	Hindi	Daily	Shahdol	MPHIN/2022/85460	29.07.2025	71,168
171	Bhedi Nazar	Hindi	Daily	Faridabad	HARHIN/2011/43680	29.07.2025	111,662
172	Nav Bharat	Hindi	Daily	Gwalior	62237	29.07.2025	121,284
173	Dinakaran	Tamil	Daily	Trichy	33753	30.07.2025	146,058
174	The Hindu	English	Daily	Noida	UPENG/2012/49940	30.07.2025	89,047
175	Gujarat Samachar	Guajrati	Daily	Mumbai	46931	31.07.2025	86,162
176	Express News (FY 24-25)	Hindi	Daily	Katni	67625	31.07.2025	27,991
177	Swadesh Today	Hindi	Daily	Ranchi	JHAHIN/2016/69693	04.08.2025	75,458
178	Satta Sudhar	Hindi	Daily	Bhind	MPHIN/2008/28334	06.08.2025	71,801
179	Uttam Bharat	Hindi	Daily	Delhi	DELHIN/2017/75336	06.08.2025	58,170
180	Bharat Ekta Times	Hindi	Daily	Varansi	UPHIN/2013/53226	06.08.2025	47,458
181	New India Herald	Hindi	Daily	Lucknow	UPHIN/2013/51970	07.08.2025	56,815
182	Lokmat	Marathi	Daily	Akola	71278	07.08.2025	49,172
183	Lokmat	Marathi	Daily	Navi Mumbai	68623	07.08.2025	66,933
184	People Samachar	Hindi	Daily	Gwalior	MPHIN/2009/34013	11.08.2025	84,424
185	ROZNAMA AL HAYAT	Urdu	Daily	Ranchi	JHAURD/2011/40876	11.08.2025	106,689
186	Swadesh	Hindi	Daily	Gwalior	22166	13.08.2025	52,282
187	The Hindu	English	Daily	Mumbai	MAHENG/2015/69444	13.08.2025	26,025
188	The Hindu	English	Daily	Kochi	KERENG/2000/49938	14.08.2025	45,704
189	Dinakaran	Tamil	Daily	Coimbatore	33699	14.08.2025	138,735
190	People Samachar	Hindi	Daily	Indore	MPHIN/2009/30190	14.08.2025	165,526



S. No.	Periodical Name	Language	Periodicity	Place of Publication	Registration No.	Date of Issue	Circulation Figure
191	Nava Bharat	Hindi	Daily	Pune	69267	19.08.2025	218,086
192	The Hindu	English	Daily	Hyderabad	TELENG/1976/49963	21.08.2025	70,978
193	Pradesh Today	Hindi	Daily	Ujjain	MPHIN/2013/51815	25.08.2025	86,598
194	Times of India	English	Daily	Chennai	TNENG/2008/24638	27.08.2025	236,084
195	Sakal	Marathi	Daily	Pune	1557	27.08.2025	556,979
196	Current News	Hindi	Daily	Delhi	54423	28.08.2025	57,033
197	Pradesh Today	Hindi	Daily	Chhindwara	MPHIN/2014/59810	04.09.2025	72,757
198	The Economic Times	English	Daily	Mumbai	6252	09.09.2025	308,460
199	Tarun Bharat	Marathi	Daily	Nagpur	1572	10.09.2025	32,937
200	Avantika	Hindi	Daily	Indore	45080	15.09.2025	154,550
201	Dainik Navajyoti	Hindi	Daily	Kota	38177	18.09.2025	136,557
202	Nai Dunia	Hindi	Daily	Indore	1566	24.09.2025	137,214
203	The Hindu	English	Daily	Trichy	TNENG/2004/49966	26.09.2025	23,755
204	The Hindu	English	Daily	Coimbatore	17762	29.09.2025	50,856
205	Lokmat	Marathi	Daily	Nashik	63892	29.09.2025	66,835
206	Sakal	Marathi	Daily	Kolhapur	37473	30.09.2025	165,117
207	Bartaman	Bengali	Daily	Bardhaman	150312	07.10.2025	111,926
208	Swatantra Bharat	Hindi	Daily	Lucknow	2012	09.10.2025	66,673
209	Satta Sudhar	Hindi	Daily	Indra Nagar Shivpuri	MPHIN/2000/02530	15.10.2025	120,329
210	Sakal	Marathi	Daily	Satara	MAHMAR/2003/10670	22.10.2025	40,772
211	Satta Sudhar	Hindi	Daily	Gwalior	71276	28.10.2025	141,264
212	Sakal	Marathi	Daily	Nagpur	82536	18.11.2025	55,226
213	Lok Bharti	Hindi	Daily	Kanpur	6928	19.11.2025	51,520
214	Gujarat Samachar	Gujarati	Daily	Ahmedabad	1562	19.11.2025	287,127



Source : [www.freepik.com](http://www.freepik.com)





Source : AI Generated




# OWNERSHIP OF PERIODICALS

---

अखबार  
NEWSPAPERS





# OWNERSHIP OF PERIODICALS



Source : AI Generated

**5.1.** The study of ownership pattern of periodicals in 2023-24 is entirely based on the Annual Statements received online from the periodicals for the year 2023-24. The study reveals that majority of the periodicals were owned by individuals. Out of 36,358 periodicals that furnished Annual Statements for the year under review, Individuals owned 32,237 (88.67 %); followed by Non-Individuals (Private Limited Company & Public Limited Company) – 4,008 (11.02 %); Societies and Associations - 33 (0.09 %); Others – 31 (0.08 %); Trusts - 29 (0.08 %); Partnerships - 16 (0.04 %), and Governments (Central & State) - 04 periodicals (0.01 %). (Table 5.1)

## PERIODICITY-WISE

**5.2.1.** Periodicity-wise study reveals that among 11,112 Dailies, 9,424 (84.81 %) were owned

by Individuals, followed by Non-Individual (Private Limited Companies & Public Limited Companies) - 1650 (14.85 %). (Table 5.2)

**5.2.2.** Individuals owned a sizeable number of other periodicals also. The number of Weekly and Fortnightly periodicals owned by individuals were 11,366 (94.46%) and 2,893 (94.00%) respectively. Out of 8,735 Monthlies, 7,559 (86.54%) belonged to individuals and 15 (0.17%) belonged to Society or Association. The largest numbers of Quarterlies - 693 (80.11%) were also owned by individuals, followed by Non-Individual (Private Limited Companies & Public Limited Companies) - 170 (19.65%). Out of 145 Annuals, Individuals owned 68 (46.90%) of these. (Table 5.2 & 5.3)



## LANGUAGE-WISE

- 5.3. Out of 17,936 Hindi periodicals, 16,839 (93.88%) were owned by Individuals, followed by Non-Individual (Private Limited Companies & Public Limited Companies) – 1,067 (5.95%). In English, out of 2,710 periodicals, Individuals owned 1,545 (57.01%) followed by Non-Individual (Private Limited Companies & Public Limited Companies) – 1,149 (42.40%). Individuals owned maximum number of periodicals in all the languages while in Kashmiri and Santhali languages, Individuals owned 100 percent periodicals. (Table 5.4a)

## STATE-WISE

- 5.4. Madhya Pradesh and Uttar Pradesh retained the 1st and 2nd position respectively in publishing the maximum number of periodicals. Out of 6,506 periodicals brought out from Madhya Pradesh, Individuals owned 6,271

(96.39%) periodicals, followed by Non-Individual (Private Limited Companies & Public Limited Companies) – 232 (3.57%). In Uttar Pradesh, out of 6,262 periodicals, 5950 (95.02%) were owned by Individuals and 301 (4.81%) by Non-Individual (Private Limited Companies & Public Limited Companies). In all states, Individuals owned the largest number of periodicals. (Table 5.4b)

## CIRCULATION-WISE

- 5.5. The total combined circulation of the periodicals owned by individuals in 2023-24 was the highest with 26,93,08,679 copies, followed by Non-Individual (Private Limited Companies & Public Limited Companies) – 10,66,58,016 copies. Society/Association – 9,82,755 copies; Trust – 9,18,223 copies; by Partnerships – 1,78,203 copies and those owned by Others circulated 4,09,885 copies. (Table 5.5)

Table No. 5.1  
Ownership of Periodicals for 2023-24

S. No.	Form of Ownership	Number of Periodicals	Percentage of Total
1	Government	4	0.01%
2	Individual	32237	88.67%
3	Non-Individual	4008	11.02%
4	Partnership	16	0.04%
5	Society or Association	33	0.09%
6	Trust	29	0.08%
7	Other	31	0.09%
	<b>Total</b>	<b>36358</b>	<b>100%</b>

Source: Annual Statement 2023-24

Table No. 5.2  
Periodicity-wise Ownership of Periodicals

S. No.	Category	Daily	Weekly	Fortnightly	Monthly	Quarterly	Annual	Others	Total
1	Government	0	0	0	3	1	0	0	4
2	Individual	9424	11366	2893	7559	693	68	234	32237
3	Non-Individual	1650	647	182	1129	170	75	155	4008
4	Other	8	5	0	17	0	0	1	31
5	Partnership	9	3	1	1	1	0	1	16
6	Society or Association	8	8	1	15	0	1	0	33
7	Trust	13	3	1	11	0	1	0	29
	<b>Total</b>	<b>11112</b>	<b>12032</b>	<b>3078</b>	<b>8735</b>	<b>865</b>	<b>145</b>	<b>391</b>	<b>36358</b>

Source: Annual Statement 2023-24



**Table No. 5.3**  
**Ownership Pattern of Periodicals**  
**(Periodicity – wise)**

*In Percentage*

S. No.	Form of Ownership	Daily	Weekly	Fortnightly	Monthly	Others
1	Government	0.00	0.00	0.00	0.03	0.12
2	Individual	84.81	94.46	93.99	86.54	80.12
3	Non-Individual	14.85	5.38	5.91	12.93	19.65
4	Other	0.07	0.04	0.00	0.19	0.00
5	Partnership	0.08	0.02	0.03	0.01	0.12
6	Society or Association	0.07	0.07	0.03	0.17	0.00
7	Trust	0.12	0.02	0.03	0.13	0.00
	<b>Total</b>	<b>100</b>	<b>100</b>	<b>100</b>	<b>100</b>	<b>100</b>

Source: Annual Statement 2023-24

**Table No. 5.4(a)**  
**Language-Wise Distribution of Ownership of Periodicals**

S. No.	Language	Government	Individual	Non-Individual	Other	Partnership	Society or Association	Trust	Total
1	Assamese	0	45	23	0	0	0	0	68
2	Bengali	0	408	83	2	0	2	0	495
3	Bodo	0	0	0	0	0	0	0	0
4	Dogri	0	0	0	0	0	0	0	
5	Gujarati	0	2037	217	2	1	4	4	2265
6	Hindi	0	16839	1067	8	6	7	9	17936
7	Kannada	0	1420	122	2	1	1	1	1547
8	Kashmiri	0	3	0	0	0	0	0	3
9	Konkani	0	2	1	0	0	1	0	4
10	Maithili	0	2	1	0	0	0	0	3
11	Malayalam	1	112	176	1	0	3	2	295
12	Manipuri	0	5	1	0	0	0	0	6
13	Marathi	0	2687	270	2	4	2	4	2969
14	Nepali	0	31	4	0	0	0	0	35
15	Odia	0	389	53	0	0	2	0	444
16	Punjabi	0	150	44	0	0	0	1	195
17	Sanskrit	0	24	1	0	0	0	0	25
18	Santhali	0	2	0	0	0	0	0	2
19	Sindhi	0	14	2	0	0	0	0	16
20	Tamil	0	840	206	2	1	2	4	1055
21	Telugu	0	2407	213	2	0	1	0	2623
22	Urdu	2	1628	101	0	1	0	0	1732
23	English	0	1545	1149	5	2	7	2	2710
24	Bilingual	1	1449	243	5	0	0	2	1700
25	Multilingual	0	175	30	0	0	1	0	206
26	Others	0	23	1	0	0	0	0	24
	<b>Total</b>	<b>4</b>	<b>32237</b>	<b>4008</b>	<b>31</b>	<b>16</b>	<b>33</b>	<b>29</b>	<b>36358</b>

Source: Annual Statement 2023-20224



**Table No. 5.4 (b)**  
**States-wise Distribution of Ownership of Periodicals**

S. No.	State	Government	Individual	Non-Individual	Partnership	Society or Association	Trust	Other	Total
1	Andaman & Nicobar Islands	0	15	1	0	0	0	0	16
2	Andhra Pradesh	0	2064	174	0	0	0	2	2240
3	Arunachal Pradesh	0	10	1	0	0	0	0	11
4	Assam	0	95	41	0	0	0	0	136
5	Bihar	0	216	35	0	0	0	0	251
6	Chandigarh	0	33	52	0	0	0	0	85
7	Chhattisgarh	0	587	49	0	1	0	1	638
8	D & N Haveli AND Daman & Diu	0	34	4	0	0	0	0	38
9	Delhi	2	1432	509	1	2	0	10	1956
10	Goa	0	10	19	0	0	0	1	30
11	Gujarat	0	2272	251	1	3	4	2	2533
12	Haryana	0	341	52	0	0	0	0	393
13	Himachal Pradesh	0	86	9	0	0	0	0	95
14	Jammu and Kashmir	0	416	14	1	0	0	0	431
15	Jharkhand	0	169	54	0	1	0	0	224
16	Karnataka	1	1542	202	0	2	0	1	1748
17	Kerala	1	145	247	0	4	2	1	400
18	ladakh	0	3		0	0	0	0	3
19	Lakshadeep	0	0	0	0	0	0	0	0
20	Madhya Pradesh	0	6271	232	1	1	1	0	6506
21	Maharashtra	0	3833	700	7	7	6	4	4557
22	Manipur	0	11	2	0	0	0	0	13
23	Meghalaya	0	8	1	0	0	0	0	9
24	Mizoram	0	5	1	0	0	0	0	6
25	Nagaland	0	6	1	0	0	0	0	7
26	Odisha	0	475	82	0	2	0	0	559
27	Puducherry	0	33	14	0	0	0	0	47
28	Punjab	0	273	89	0	0	2	0	364
29	Rajasthan	0	1493	122	0	0	2	1	1618
30	Sikkim	0	39	1	0	0	0	0	40
31	Tamil Nadu	0	1019	372	1	2	4	2	1400
32	Telangana	0	919	154	0	1	0	1	1075
33	Tripura	0	42	9	0	0	0	0	51
34	Uttar Pradesh	0	5950	301	3	1	5	2	6262
35	Uttarakhand	0	1923	69	1	2	3	0	1998
36	West Bengal	0	467	144	0	4	0	3	618
	<b>Total</b>	<b>4</b>	<b>32237</b>	<b>4008</b>	<b>16</b>	<b>33</b>	<b>29</b>	<b>31</b>	<b>36358</b>

Source: Annual Statement 2023-24



**Table No. 5.5**  
**Circulation of Periodicals under Diverse Ownership for 2023-24**

S. No.	Nature of Ownership	Number	Average circulation	Percentage of Circulation
1	Government	4	89766	0.02
2	Individual	32237	269308679	71.14
3	Non-Individual	4008	106658016	28.18
4	Partnership	16	178203	0.05
5	Society or Association	33	982755	0.26
6	Trust	29	918223	0.24
7	Other	31	409885	0.11
	<b>Total</b>	<b>36358</b>	<b>378545527</b>	<b>100</b>

Source: Annual Statement 2023-24



Source : AI Generated



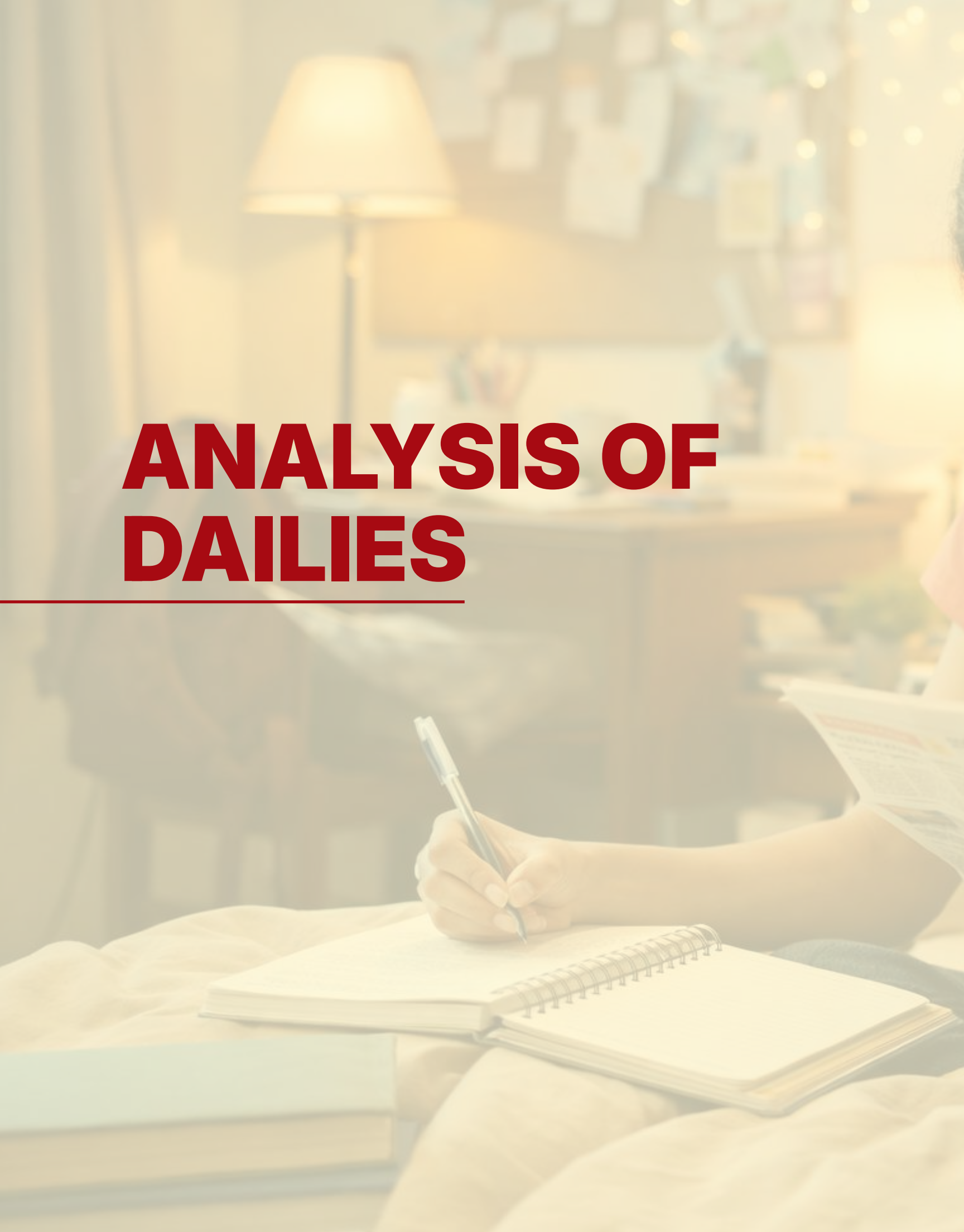


Source : AI Generated



# **ANALYSIS OF DAILIES**

---





# ANALYSIS OF DAILIES



Credit: Kruthivarsh Koduru (unsplash.com)

- 6.1.** A study of Dailies along with Tri/Bi-weeklies has been included in this chapter. For the year 2023-24, 11,112 Dailies submitted their Annual Statements as against 10,152 Dailies for the year 2022-23. This shows an increase of 9.5 percent over the last year. The circulation of Dailies registered a decrease of 8.6 percent over the last year.

## LANGUAGE- WISE ANALYSIS

- 6.2.** So far as Periodicals in different languages are concerned, Dailies were published in all the principal Indian languages mentioned in the Eighth Schedule of the Indian Constitution except Dogri, Bodo and Santhali. The largest number of Dailies were brought out in Hindi (4,860) followed by Telugu (1,246), Urdu (1,159), English (921), Kannada (859), Marathi (743) and Gujarati (458). (Table 6.4)

## CIRCULATION- WISE ANALYSIS

- 6.3.** Circulation figures for 2023-24 were furnished by 11,112 Dailies and 46 Bi/Tri-weeklies claiming a combined circulation of 21,26,24,559 against 23,33,29,743 copies per publishing day in 2022-23. The decrease in combined circulation for 2023-24 over the previous year is 8.87 percent. The circulation of Hindi Dailies with a total of 10,21,23,168 copies per publishing day was the largest in the country followed by English with a total circulation of 2,25,25,138 copies and Urdu Dailies with a total circulation of 1,84,37,831 copies per publishing day. (Table 6.4)

## STATE-WISE ANALYSIS

- 6.4.1.** Uttar Pradesh maintained its lead with 2,458 daily publications followed by



Madhya Pradesh (1,345); Maharashtra (1,031); Andhra Pradesh (1,017); Karnataka (939); Telangana (559); and Gujarat (557). (Chapter 3, Table 3.2)

**6.4.2.** Uttar Pradesh had the maximum claimed circulation of Daily publications with 3,60,93,395 copies per publishing day followed by Madhya Pradesh with 2,75,17,424 copies per publishing day; Maharashtra with 2,36,20,839 copies per publishing day; Delhi with 1,38,86,253 copies per publishing day; Andhra Pradesh with 1,05,77,547 copies per publishing day; Gujarat with 1,01,22,373 copies per publishing day and Rajasthan with 96,96,396 copies per publishing day. (Chapter 4, Table 4.3)

### WORKING OF PUBLICATIONS

**6.5.** Information on the working and organization of the publications was received from 11,112 Dailies during 2023-24. It can be grouped under six heads, viz. (i) Staff; (ii) Editing; (iii) Advertising; (iv) Pages, Page Area and Price; (v) Home; and (vi) Foreign News.

Additional information shorted from the Annual Statement filed by the publishers for the financial year 2023-24 is as under:

**6.5.1.** As per available data, 11,112 Daily publications were utilizing the services of 28,251 full time editorial staff. (Table 6.5)

**6.5.2.** As many as 54,242 staffs (News gathering system) were working for 11,112 Daily publications. Out of them 4,826 served for 519 'Big' Dailies, 6,392 for 1193 'Medium' Dailies and 43,024 for 23,902 'Small' Daily publications. The break-up of editorial staff, photographers etc. employed in India and abroad by Indian Dailies is given in Table 6.5.

**6.5.3.** According to available data, 28,251 full time staff members were working in the editorial staff for 11,112 Dailies. These included the services of special writers for writing comments, editorials and features. Out of them, 1,787 worked for 'Big', 2,562 for 'Medium' and 23,902 for 'Small' Dailies. (Table 6.5)

**6.5.4.** There were 14,302 full time photographers, 2,029 full time cartographers, and 2,368 full time cartoonists working. (Table 6.5)

**6.5.5.** Income from advertisements is the main source of revenue for publications. Out of 11,112 Daily publications which supplied data pertaining to advertisement, 638 Dailies (62 'Big', 82 'Medium' and 494 'Small') derived more than 75 percent of their income from advertisements and 1,474 Dailies derived 50 to 74 percent of their income from advertisement. The category-wise break-up of the income of these Dailies from advertisements is given in Table 6.7.

**Table No. 6.1**  
**List of Dailies claiming more than One Lakh Circulation per Publishing Day for 2023-24**

S. No.	Title	Language	Periodicity	Place of Publication	State Name	Average Circulation
1	Dainik Jagran	Hindi	Daily	Lucknow	Uttar Pradesh	232120
2	Aacharan	Hindi	Daily	Gwalior	Madhya Pradesh	106631
3	Aaj	Hindi	Daily	Varanasi	Uttar Pradesh	109690
4	Aaj	Hindi	Daily	Kanpur Nagar	Uttar Pradesh	113051
5	Aaj Ka Anand	Hindi	Daily	Maharashtra	Maharashtra	150488
6	Aaj Ka Anand	Hindi	Daily	Mumbai	Maharashtra	105321
7	Aaj Samaj	Hindi	Daily	Ambala	Haryana	319651
8	Aaj Samaj	Hindi	Daily	New Delhi	Delhi	189396
9	Aajkaal	Bengali	Daily	Kolkata	West Bengal	122124
10	Aapla Mahanagar	Marathi	Daily	Mumbai	Maharashtra	112250
11	Aavaj Piyush Cha	Bilingual	Daily	Wardha	Maharashtra	166770
12	Aawaj Gadchiroli Cha	Marathi	Daily	Gadchiroli	Maharashtra	100917



S. No.	Title	Language	Periodicity	Place of Publication	State Name	Average Circulation
13	Agni Ban	Hindi	Daily	Indore	Madhya Pradesh	175661
14	Ahmedabad Express	Gujarati	Daily	Ahmedabad	Gujarat	219754
15	Aj Di Awaz	English	Daily	Jalandhar	Punjab	102185
16	Ajit	Punjabi	Daily		Punjab	120083
17	Amar Bharti	Hindi	Daily	New Delhi	Delhi	123900
18	Amar Ujala	Hindi	Daily	Varanasi	Uttar Pradesh	158571
19	Amar Ujala	Hindi	Daily		Delhi	153070
20	Amar Ujala	Hindi	Daily		Uttar Pradesh	103926
21	Amar Ujala	Hindi	Daily	Agra	Uttar Pradesh	148359
22	Amar Ujala	Hindi	Daily	Meerut	Uttar Pradesh	108464
23	Amar Ujala	Hindi	Daily	Kanpur Nagar	Uttar Pradesh	206370
24	Amar Ujala	Hindi	Daily	Lucknow	Uttar Pradesh	194999
25	Anandabazar Patrika	Bengali	Daily	Kolkata	West Bengal	754181
26	Avantika	Hindi	Daily	Indore	Madhya Pradesh	156067
27	Azad Sipahi	Hindi	Daily	Ranchi	Jharkhand	130448
28	Bangalore Times	English	Daily	Bengaluru	Karnataka	305741
29	Bartaman	Bengali	Daily	West Bengal	West Bengal	112020
30	Bartaman	Bengali	Daily	Kolkata	West Bengal	260865
31	Bhedi Najar	Hindi	Daily	New Delhi	Delhi	110400
32	Bhedi Nazar	Hindi	Daily	Faridabad	Haryana	150379
33	Bombay Times	English	Daily	Mumbai	Maharashtra	537781
34	Brahmastra	Sanskrit	Daily	Ujjain	Madhya Pradesh	114671
35	Calcutta Times Of India	English	Daily	Kolkata	West Bengal	183546
36	Charming Express	Multilingual	Daily	Nagpur	Maharashtra	115500
37	Chennai Times	English	Daily	Kancheepuram	Tamil Nadu	210681
38	Daily Thanthi	Tamil	Daily	Tirunelveli	Tamil Nadu	103652
39	Daily Thanthi	Tamil	Daily	Chennai	Tamil Nadu	262697
40	Dainik Avantika	Hindi	Daily	Ujjain	Madhya Pradesh	147564
41	Dainik Bhaskar	Hindi	Daily	Raipur	Chhattisgarh	193285
42	Dainik Bhaskar	Hindi	Daily	Indore	Madhya Pradesh	192757
43	Dainik Bhaskar	Hindi	Daily	Ranchi	Jharkhand	113282
44	Dainik Bhaskar	Hindi	Daily	Gwalior	Madhya Pradesh	113240
45	Dainik Bhaskar	Hindi	Daily	Patna	Bihar	284365
46	Dainik Bhaskar	Hindi	Daily	Bhopal	Madhya Pradesh	181681
47	Dainik Bhaskar	Hindi	Daily	Jaipur	Rajasthan	478398
48	Dainik Bhaskar	Hindi	Daily	Jabalpur	Madhya Pradesh	175548
49	Dainik Jagran	Hindi	Daily	Varanasi	Uttar Pradesh	194029
50	Dainik Jagran	Hindi	Daily	Bhopal	Madhya Pradesh	134626
51	Dainik Jagran	Hindi	Daily	Meerut	Uttar Pradesh	129113
52	Dainik Jagran	Hindi	Daily	Bhagalpur	Bihar	134727
53	Dainik Jagran	Hindi	Daily	Muzaffarpur	Bihar	112915
54	Dainik Jagran	Hindi	Daily	New Delhi	Delhi	359177



S. No.	Title	Language	Periodicity	Place of Publication	State Name	Average Circulation
55	Dainik Jagran	Hindi	Daily	Patna	Bihar	269799
56	Dainik Jagran	Hindi	Daily	Madhya Pradesh	Madhya Pradesh	196153
57	Dainik Jagran	Hindi	Daily	Kanpur Nagar	Uttar Pradesh	275045
58	Dainik Navajyoti	Hindi	Daily	Kota	Rajasthan	137094
59	Dainik Navajyoti	Hindi	Daily	Jodhpur	Rajasthan	108214
60	Dainik Navajyoti	Hindi	Daily	Jaipur	Rajasthan	165084
61	Dainik Navajyoti	Hindi	Daily	Ajmer	Rajasthan	147424
62	Dainik Savera Times	Hindi	Daily	Jalandhar	Punjab	380977
63	Deccan Chronicle	English	Daily	Chennai	Tamil Nadu	149323
64	Deccan Chronicle	English	Daily	Hyderabad	Telangana	436074
65	Deccan Herald	English	Daily	Bengaluru	Karnataka	100190
66	Delhi Times Of India	English	Daily	New Delhi	Delhi	574962
67	Deshabhimani	Malayalam	Daily	Kerala	Kerala	117105
68	Deshonnati	Marathi	Daily	Nagpur	Maharashtra	162912
69	Deshonnati	Marathi	Daily	Akola	Maharashtra	112810
70	Dharitri	Oriya	Daily	Khordha	Odisha	309618
71	Dina Madai	Tamil	Daily	Chennai	Tamil Nadu	152500
72	Dinakaran	Tamil	Daily	Madurai	Tamil Nadu	130989
73	Dinakaran	Tamil	Daily	Chennai	Tamil Nadu	289139
74	Dinakaran	Tamil	Daily	Coimbatore	Tamil Nadu	139343
75	Dinakaran	Tamil	Daily	Dindigul	Tamil Nadu	146904
76	Dinamalar	Tamil	Daily	Madurai	Tamil Nadu	147045
77	Dinamalar	Tamil	Daily	Coimbatore	Tamil Nadu	136819
78	Dinamalar	Tamil	Daily	Chennai	Tamil Nadu	165295
79	Divya Bhaskar	Gujarati	Daily	Ahmedabad	Gujarat	275990
80	Divya Bhaskar	Gujarati	Daily	Rajkot	Gujarat	116348
81	Early Times	English	Daily	Jammu	Jammu And Kashmir	198444
82	Eenadu	Telugu	Daily	Visakhapatnam	Andhra Pradesh	108459
83	Eenadu	Telugu	Daily	Krishna	Andhra Pradesh	100715
84	Eenadu	Telugu	Daily	Rangareddy	Andhra Pradesh	340498
85	Ei Samay Sangbadpatra	Bengali	Daily	Kolkata	West Bengal	144767
86	Excelsior	English	Daily	Jammu	Jammu And Kashmir	337320
87	Farooqui Tanzeem	Urdu	Daily	Ranchi	Jharkhand	127535
88	Farooqui Tanzeem	Urdu	Daily	Patna	Bihar	127554
89	Gadchiroli Patrika	Marathi	Daily	Maharashtra	Maharashtra	169542
90	Ganashakti	Bengali	Daily	Kolkata	West Bengal	105471
91	Global Herald	Hindi	Daily	Indore	Madhya Pradesh	117756
92	Greater Kashmir	English	Daily	Srinagar	Jammu And Kashmir	143158
93	Gujarat Samachar	Gujarati	Daily	Surat	Gujarat	142350
94	Gujarat Samachar	Gujarati	Daily	Rajkot	Gujarat	164636
95	Gujarat Samachar	Gujarati	Daily	Ahmedabad	Gujarat	321524
96	Gujarat Samachar	Gujarati	Daily	Mumbai	Maharashtra	113950



S. No.	Title	Language	Periodicity	Place of Publication	State Name	Average Circulation
97	Gujarat Samachar	Gujarati	Daily	Vadodara	Gujarat	125181
98	Gujarat Vaibhav	Hindi	Daily	Ahmedabad	Gujarat	331256
99	Hamara Mahanagar	Hindi	Daily	Mumbai	Maharashtra	161379
100	Hari Bhoomi	Hindi	Daily	Raipur	Chhattisgarh	243566
101	Hari Bhoomi	Hindi	Daily	Bilaspur	Chhattisgarh	139579
102	Hari Bhoomi	Hindi	Daily	Rohtak	Haryana	150034
103	Hari Bhoomi	Hindi	Daily	Jabalpur	Madhya Pradesh	102888
104	Hari Bhoomi	Hindi	Daily	Bhopal	Madhya Pradesh	110066
105	Herald Young Leader	Hindi	Daily	Vadodara	Gujarat	125306
106	Hindustan	Hindi	Daily	New Delhi	Delhi	229924
107	Hindustan	Hindi	Daily	Patna	Bihar	293192
108	Hindustan	Hindi	Daily	Lucknow	Uttar Pradesh	114484
109	Hindustan	Hindi	Daily	Kanpur Nagar	Uttar Pradesh	123897
110	Hindustan	Hindi	Daily	Muzaffarpur	Bihar	138281
111	Hindustan Times	English	Daily	New Delhi	Delhi	674555
112	Hindustan Times	English	Daily	Mumbai	Maharashtra	206569
113	Hyderabad Times	English	Daily	Hyderabad	Telangana	135982
114	Indhu Tamizh Thisai	Tamil	Daily	Chennai	Tamil Nadu	103395
115	Jag Marg	Hindi	Daily	Kurukshetra	Haryana	155203
116	Jag Marg	Hindi	Daily	Chandigarh	Chandigarh	145049
117	Jagat Kranti	Hindi	Daily	Jind	Haryana	153164
118	Jagruk Times	Hindi	Daily	Mumbai	Maharashtra	148500
119	Jai Hind Today	Gujarati	Daily	Surendranagar	Gujarat	127651
120	Jaipur Mahanagar Times	Hindi	Daily	Jaipur	Rajasthan	110265
121	Jalgaon Vrutta	Marathi	Daily	Jalgaon	Maharashtra	430667
122	Janam Sakshi	Telugu	Daily	Hyderabad	Telangana	104500
123	Jiwan Chakra	Marathi	Daily	Nagpur	Maharashtra	108000
124	Journey Line	English	Daily	Jammu	Jammu And Kashmir	144703
125	Kashmir Uzma	Urdu	Daily	Srinagar	Jammu And Kashmir	133838
126	Kendriya Manavadhikar	Hindi	Daily	Nagpur	Maharashtra	106050
127	Khabar Mantra	Hindi	Daily	Ranchi	Jharkhand	111093
128	Khabre Aaj Tak	Hindi	Daily	Mumbai	Maharashtra	180000
129	Khabron Ki Duniya	Hindi	Daily	Jaipur	Rajasthan	106400
130	Kirti Kranti	Hindi	Daily	Shahdol	Madhya Pradesh	115964
131	Kirti Kranti	Hindi	Daily	Rewa	Madhya Pradesh	116748
132	Kumari Murasu	Tamil	Daily	Tamil Nadu	Tamil Nadu	105240
133	Lavala Vk	Kannada	Daily	Bengaluru	Karnataka	453901
134	Lokdesh	Hindi	Daily	Bhopal	Madhya Pradesh	101667
135	Lokmat	Marathi	Daily	Aurangabad	Maharashtra	100720
136	Lokmat	Marathi	Daily	Nagpur	Maharashtra	209988
137	Lokmat	Marathi	Daily	Pune	Maharashtra	272380
138	Lokmat	Marathi	Daily	Aurangabad	Maharashtra	193198



S. No.	Title	Language	Periodicity	Place of Publication	State Name	Average Circulation
139	Lokmat	Hindi	Daily	Jaipur	Rajasthan	121730
140	Loksatta	Marathi	Daily	Mumbai	Maharashtra	229140
141	Loksatya	Hindi	Daily	Ghaziabad	Uttar Pradesh	151917
142	Loksatya	Hindi	Daily	New Delhi	Delhi	228008
143	Madurai Mani	Tamil	Daily	Madurai	Tamil Nadu	875350
144	Maharashtra Times	Marathi	Daily	Mumbai	Maharashtra	187543
145	Maharashtra Times	Marathi	Daily	Pune	Maharashtra	103717
146	Maharashtra Times Pune Plus	Marathi	Daily	Pune	Maharashtra	126292
147	Makkal Karutthu	Tamil	Daily	Chennai	Tamil Nadu	152500
148	Malayala Manorama	Malayalam	Daily	Kottayam	Kerala	262372
149	Malayala Manorama	Malayalam	Daily	Ernakulam	Kerala	278105
150	Malayala Manorama	Malayalam	Daily	Kottayam	Kerala	168408
151	Malayala Manorama	Malayalam	Daily	Kollam	Kerala	171656
152	Malayala Manorama	Malayalam	Daily	Kannur	Kerala	103549
153	Malayala Manorama	Malayalam	Daily	Pathanamthitta	Kerala	142838
154	Malayala Manorama	Malayalam	Daily	Kerala	Kerala	116792
155	Malayala Manorama	Malayalam	Daily	Alappuzha	Kerala	146773
156	Malayala Manorama	Malayalam	Daily	Kozhikode	Kerala	127472
157	Malayala Manorama	Malayalam	Daily	Thiruvananthapuram	Kerala	187499
158	Mana Telangana	Telugu	Daily	Hyderabad	Andhra Pradesh	101650
159	Mathrubhumi	Malayalam	Daily	Ernakulam	Kerala	119954
160	Mathrubhumi	Malayalam	Daily	Thrissur	Kerala	133652
161	Mathrubhumi	Malayalam	Daily	Thiruvananthapuram	Kerala	128243
162	Mathrubhumi	Malayalam	Daily	Kannur	Kerala	146226
163	Mathrubhumi	Malayalam	Daily	Kozhikode	Kerala	149233
164	Matrubhasa	Oriya	Daily	Cuttack	Odisha	132650
165	Metro Herald	Hindi	Daily		Gujarat	298203
166	Metro Vaartha	Malayalam	Daily	Ernakulam	Kerala	118918
167	Morning News	Hindi	Daily	Jaipur	Rajasthan	154776
168	Mumbai Times	Marathi	Daily	Mumbai	Maharashtra	172938
169	Nai Dunia	Hindi	Daily	Indore	Madhya Pradesh	139854
170	Nai Dunia	Hindi	Daily	Bhopal	Madhya Pradesh	110616
171	Nav Rashtra	Marathi	Daily	Pune	Maharashtra	220161
172	Nav Rashtra	Marathi	Daily	Mumbai	Maharashtra	240984
173	Nav Rashtra	Marathi	Daily	Nagpur	Maharashtra	276026
174	Navbharat	Hindi	Daily	Indore	Madhya Pradesh	151588
175	Navbharat	Hindi	Daily	Gwalior	Madhya Pradesh	124481
176	Navbharat	Hindi	Daily	Jabalpur	Madhya Pradesh	190299
177	Navbharat	Hindi	Daily	Thane	Maharashtra	222516
178	Navbharat	Hindi	Daily	Thane	Maharashtra	334637
179	Navbharat	Hindi	Daily	Bilaspur	Chhattisgarh	180643
180	Navbharat	Hindi	Daily	Raipur	Chhattisgarh	364958



S. No.	Title	Language	Periodicity	Place of Publication	State Name	Average Circulation
181	Navbharat	Hindi	Daily	Bhopal	Madhya Pradesh	186727
182	Navbharat	Hindi	Daily	Nagpur	Maharashtra	381085
183	Navbharat Times	Hindi	Daily	New Delhi	Delhi	388463
184	Navodaya Times	Hindi	Daily	New Delhi	Delhi	143698
185	New India Herald	Hindi	Daily		Delhi	120100
186	Nitidin	Oriya	Daily	Khordha	Odisha	167007
187	Nyayadheesh	Hindi	Daily	Prayagraj	Uttar Pradesh	120000
188	Odisha Bhaskar	Oriya	Daily	Khordha	Odisha	233686
189	Patrika	Hindi	Daily	Raipur	Chhattisgarh	106769
190	Patrika	Hindi	Daily	Bhopal	Madhya Pradesh	145303
191	Patrika	Hindi	Daily	Indore	Madhya Pradesh	146890
192	Peoples Samachar	Hindi	Daily	Bhopal	Madhya Pradesh	175644
193	Peoples Samachar	Hindi	Daily	Jabalpur	Madhya Pradesh	124265
194	Peoples Samachar	Hindi	Daily	Indore	Madhya Pradesh	171234
195	Peoples Samachar	Hindi	Daily	Gwalior	Madhya Pradesh	115280
196	Prabhat Khabar	Hindi	Daily	Ranchi	Jharkhand	120612
197	Prabhat Khabar	Hindi	Daily	Patna	Bihar	164211
198	Pradesh Today	Hindi	Daily	Jabalpur	Madhya Pradesh	145525
199	Pradesh Today	Hindi	Daily	Indore	Madhya Pradesh	117098
200	Pradesh Today	Hindi	Daily	Bhopal	Madhya Pradesh	202812
201	Pradesh Today	Hindi	Daily	Gwalior	Madhya Pradesh	115303
202	Pragativadi	Oriya	Daily	Khordha	Odisha	266031
203	Prahar	Marathi	Daily	Mumbai	Maharashtra	194319
204	Prajatantra	Telugu	Daily	Rangareddy	Telangana	125500
205	Prajavani	Kannada	Daily	Bengaluru	Karnataka	148912
206	Prameya	Oriya	Daily	Khordha	Odisha	463148
207	Pratahkal	Hindi	Daily	Mumbai	Maharashtra	251048
208	Pratahkal	Hindi	Daily	Jaipur	Rajasthan	158333
209	Pratahkal	Hindi	Daily	Udaipur	Rajasthan	177763
210	Pratidin	Oriya	Daily	Cuttack	Odisha	191716
211	Public Call	English	Daily	Ahmedabad	Gujarat	101885
212	Pudhari	Marathi	Daily	Pune	Maharashtra	168634
213	Pudhari	Marathi	Daily	Maharashtra	Maharashtra	190452
214	Pulgaon Times	Bilingual	Daily	Wardha	Maharashtra	181200
215	Pune Times	English	Daily	Pune	Maharashtra	104910
216	Punjab Kesari	Hindi	Daily	Chandigarh	Chandigarh	120311
217	Punjab Kesari	Hindi	Daily	Jalandhar	Punjab	105448
218	Punjab Kesari	Hindi	Daily	New Delhi	Delhi	356021
219	Punjab Kesari	Hindi	Daily	Jalandhar	Punjab	138227
220	Qaumi Bharat	Urdu	Daily	New Delhi	Delhi	110717
221	Qaumi Tanzeem	Urdu	Daily	Patna	Bihar	149546
222	Qaumi Tanzeem	Urdu	Daily	Ranchi	Jharkhand	149650
223	Raigadcha Awaz	Marathi	Daily	Raigad	Maharashtra	151500



S. No.	Title	Language	Periodicity	Place of Publication	State Name	Average Circulation
224	Raj Express	Hindi	Daily	Bhopal	Madhya Pradesh	188895
225	Raj Express	Hindi	Daily	Gwalior	Madhya Pradesh	175209
226	Raj Express	Hindi	Daily	Indore	Madhya Pradesh	183349
227	Raj Express	Hindi	Daily	Jabalpur	Madhya Pradesh	163841
228	Rajasthan Patrika	Hindi	Daily	Kota	Rajasthan	134453
229	Rajasthan Patrika	Hindi	Daily	Jodhpur	Rajasthan	120771
230	Rajasthan Patrika	Hindi	Daily	Jaipur	Rajasthan	452949
231	Rashtra Doot	Hindi	Daily	Jaipur	Rajasthan	127828
232	Rashtriya Navabharat	Hindi	Daily	New Delhi	Delhi	151590
233	Rashtriya Naveen Mail	Hindi	Daily	Palamu	Bihar	118422
234	Rising Kashmir	English	Daily	Srinagar	Jammu And Kashmir	146520
235	Rozana Spokesman	Punjabi	Daily	Chandigarh	Chandigarh	106935
236	Roznama Al Hayat	Urdu	Daily		Jharkhand	118846
237	Sach Express	Hindi	Daily	Bhopal	Madhya Pradesh	126845
238	Sakal	Marathi	Daily	Kolhapur	Maharashtra	175294
239	Sakal	Marathi	Daily	Pune	Maharashtra	558296
240	Saksham Maharashtra	Bilingual	Daily	Nagpur	Maharashtra	165404
241	Sakshi	Telugu	Daily	Hyderabad	Telangana	284000
242	Samachar	Marathi	Daily		Maharashtra	191573
243	Samachar Jagat	Hindi	Daily	Jaipur	Rajasthan	142146
244	Samay Jagat	Hindi	Daily	New Delhi	Delhi	133121
245	Samay Jagat(Morning)	Hindi	Daily	Bhopal	Madhya Pradesh	115342
246	Samaya	Oriya	Daily	Odisha	Odisha	216735
247	Sambad	Oriya	Daily		Odisha	260426
248	Sambad Kalika	Oriya	Daily	Khordha	Odisha	170622
249	Sandesh	Gujarati	Daily	Ahmedabad	Gujarat	187331
250	Sandesh	Gujarati	Daily	Gujarat	Gujarat	106651
251	Sandesh	Gujarati	Daily	Rajkot	Gujarat	148194
252	Sandesh	Gujarati	Daily	Surat	Gujarat	107597
253	Sandesh Anand	Marathi	Daily	Nagpur	Maharashtra	300000
254	Sandhya Jyoti Darpan	Hindi	Daily		Rajasthan	139225
255	Sandhya Kiran	Marathi	Daily	Nagpur	Maharashtra	130050
256	Sandhyanand	Marathi	Daily	Pune	Maharashtra	160264
257	Sandhyanand	Marathi	Daily	Mumbai	Maharashtra	120392
258	Sangbad Pratidin	Bengali	Daily	Kolkata	West Bengal	162404
259	Sanmarg	Hindi	Daily	Ranchi	Jharkhand	112275
260	Sanmarg	Hindi	Daily	Kolkata	West Bengal	101684
261	Saroha Bulletin	Hindi	Daily	Uttar Pradesh	Uttar Pradesh	130800
262	Satta Samay	Gujarati	Daily	Ahmedabad	Gujarat	116690
263	Satta Samay	Hindi	Daily	Ahmedabad	Gujarat	115845



S. No.	Title	Language	Periodicity	Place of Publication	State Name	Average Circulation
264	Satta Sudhar	Hindi	Daily	Gwalior	Madhya Pradesh	146500
265	Satta Sudhar	Hindi	Daily	Madhya Pradesh	Madhya Pradesh	123300
266	Satta Sudhar	Hindi	Daily	Bhopal	Madhya Pradesh	135333
267	Siraj	Malayalam	Daily	Kerala	Kerala	101536
268	Standard Herald	Gujarati	Daily		Gujarat	141653
269	Star Samachar	Hindi	Daily	Satna	Madhya Pradesh	101648
270	State Vision	English	Daily	Samba	Jammu And Kashmir	137000
271	Sunvilla Samachar	Gujarati	Daily	Ahmedabad	Gujarat	104900
272	Suprabhaatham	Malayalam	Daily	Kozhikode	Kerala	117452
273	Surya Prava	Oriya	Daily	Odisha	Odisha	195504
274	Swadesh	Hindi	Daily	Bhopal	Madhya Pradesh	100580
275	Swatantra India	Hindi	Daily	Bhopal	Madhya Pradesh	115401
276	Taasir	Urdu	Daily	Ranchi	Jharkhand	114294
277	Taasir	Urdu	Daily	Patna	Bihar	139000
278	Taasir	Urdu	Daily	New Delhi	Delhi	110833
279	Tameel I Irshad	Urdu	Daily	Srinagar	Jammu And Kashmir	106700
280	Taskeen	Urdu	Daily	Jammu	Jammu And Kashmir	123175
281	Tej	Hindi	Daily	Hanumangarh	Rajasthan	129550
282	Telugu Jaatiya Dina Patrika Vaartha	Telugu	Daily	Hyderabad	Telangana	160616
283	The Economic Times	English	Daily	Mumbai	Maharashtra	321503
284	The Hindu	English	Daily	Chennai	Tamil Nadu	250059
285	The Impressive Times	English	Daily	New Delhi	Delhi	120780
286	The Indian Express	English	Daily	New Delhi	Delhi	123931
287	The Indian Express	English	Daily	Mumbai	Maharashtra	107674
288	The Northlines	English	Daily	Jammu	Jammu And Kashmir	155000
289	The Sakala	Oriya	Daily	Khordha	Odisha	180430
290	The Samaja	Odia	Daily		Odisha	223123
291	The Statesman	English	Daily	Kolkata	West Bengal	157572
292	The Telegraph	English	Daily	Kolkata	West Bengal	187252
293	The Times Of India	English	Daily	Pune	Maharashtra	103717
294	The Times Of India	English	Daily	Ahmedabad	Gujarat	127535
295	The Times Of India	English	Daily	Kolkata	West Bengal	184423
296	The Times Of India	English	Daily	Bengaluru	Karnataka	372974
297	The Times Of India	English	Daily	Mumbai	Maharashtra	578681
298	The Times Of India	English	Daily	New Delhi	Delhi	613662
299	The Times Of India	English	Daily	Hyderabad	Telangana	139219
300	The Times Of India	English	Daily	Chennai	Tamil Nadu	240190
301	Times Day	English	Daily	New Delhi	Delhi	118100
302	Udaan	Urdu	Daily	Jammu	Jammu And Kashmir	105600
303	Udayavani	Kannada	Daily	Udupi	Karnataka	133613
304	Ujjwal Kal	Marathi	Daily	Dharashiv	Maharashtra	107394
305	Uttar Banga Sambad	Bengali	Daily	West Bengal	West Bengal	159965



S. No.	Title	Language	Periodicity	Place of Publication	State Name	Average Circulation
306	Vaartha Bharathi	Kannada	Daily	Karnataka	Karnataka	150838
307	Vijay Karnataka	Kannada	Daily	Bengaluru	Karnataka	221861
308	Vijaya Kranthi	Telugu	Daily	Hyderabad	Telangana	134465
309	Vijayavani	Kannada	Daily	Bengaluru	Karnataka	179121
310	Vinay Ujala	Hindi	Daily	Indore	Madhya Pradesh	113500
311	Vinay Ujala	Hindi	Daily	Bhopal	Madhya Pradesh	111817
312	Vindhya Bharat	Hindi	Daily	Rewa	Madhya Pradesh	136800
313	Virat Vaibhav	Hindi	Daily	New Delhi	Delhi	292517
314	Vritta Manas	Marathi	Daily	Mumbai	Maharashtra	177691
315	Wardha Pratima	Bilingual	Daily	Wardha	Maharashtra	166770
316	Yavatmal Vani	Marathi	Daily	Yavatmal	Maharashtra	425292
317	Young Leader	Hindi	Daily	Ahmedabad	Gujarat	156295
318	Yuva Shakti	Hindi	Daily	Kolkata	West Bengal	1970954

Source: Annual Statement 2023-2024

**Table No. 6.2**  
**Number & Circulation of Dailies**  
**(2014 to 2024)**

S. No.	Year	Number	Average Circulation	Annual Growth in Circulation
1	2014-2015	7871	296302606	(+) 12.11
2	2015-2016	8905	371457696	(+) 25.36
3	2016-2017	9061	275361253	(-) 25.87
4	2017-2018	8930	242690557	(-) 11.86
5	2018-2019	10167	291535681	(+) 20.13
6	2019-2020	9840	258422000	(-) 11.36
7	2020-2021	9750	225856735	(-) 12.60
8	2021-2022	10038	225726209	(-) 0.057
9	2022-2023	10152	232292405	(+) 2.90
10	2023-2024	11112	212215867	(-) 8.64

Source: Annual Statement 2023-24

**Table No. 6.3**  
**Number & Circulation of Tri & Bi-Weeklies**  
**(2014 to 2024)**

S. No.	Year	Number	Average Circulation	Annual Growth in Circulation
1	2014-2015	34	973292	(+) 8.96
2	2015-2016	9	155045	(-) 84.07
3	2016-2017	0	0	(-) 100.00
4	2017-2018	0	0	0
5	2018-2019	0	0	0
6	2019-2020	37	519013	0
7	2020-2021	44	519220	0
8	2021-2022	43	653087	(+) 25.78
9	2022-2023	40	1037338	(+) 58.83
10	2023-2024	46	408692	(-) 60.60

Source: Annual Statement 2023-24



**Table No. 6.4**  
**Number & Circulation of Dailies during 2023-24**  
**(Language & Periodicity-Wise)**

S. No.	Language	Daily		Bi/Tri-Weekly	
		Number Of Publication	Total Average Circulation	Number Of Publication	Total Average Circulation
1	Assamese	26	455701	1	2758
2	Bengali	67	2960302	5	42881
3	Bodo	0	0	0	0
4	Dogri	0	0	0	0
5	Gujarati	458	7731292	3	8099
6	Hindi	4860	102123168	3	27691
7	Kannada	859	5833817	0	0
8	Kashmiri	2	19668	0	0
9	Konkani	1	15372	0	0
10	Maithili	1	0	0	0
11	Malayalam	106	5835674	2	37800
12	Manipuri	6	134656	0	0
13	Marathi	743	15139150	6	22100
14	Nepali	6	114006	0	0
15	Odia	121	5287473	1	16500
16	Punjabi	92	1742095	0	0
17	Sanskrit	13	185328	0	0
18	Santhali	0	0	0	0
19	Sindhi	8	155495	0	0
20	Tamil	193	5256522	5	127665
21	Telugu	1246	15117618	0	0
22	Urdu	1159	18437831	1	3100
23	English	921	22525138	14	81718
24	Bilingual	196	2913132	2	3660
25	Multilingual	23	222069	3	34720
26	Others	5	10360	0	0
	<b>Total</b>	<b>11112</b>	<b>212215867</b>	<b>46</b>	<b>408692</b>

Source: Annual Statement 2023-24

**Table No. 6.5**  
**News Gathering System**

S. No.	Category	Number Of Papers	Editorial Staff		Photographers		Cartographers		Cartoonists		Other Non Editorial Staff		Total
			Full time	Part Time	Full time	Part Time	Full time	Part Time	Full time	Part Time	Full time	Part Time	
1	Big	519	1787	0	1571	0	258	0	284	0	926	0	4826
2	Medium	1193	2562	0	2196	0	313	0	368	0	953	0	6392
3	Small	9400	23902	0	10535	0	1458	0	1716	0	5413	0	43024
	<b>Total</b>	<b>11112</b>	<b>28251</b>	<b>0</b>	<b>14302</b>	<b>0</b>	<b>2029</b>	<b>0</b>	<b>2368</b>	<b>0</b>	<b>7292</b>	<b>0</b>	<b>54242</b>

Source: Annual Statement 2023-24



**Table No. 6.6**  
**Income derived from Advertisements**  
**(Percentage of Total Income)**

S. No.	Category	Number of Daily	1-24%	25-49%	50-74%	75% & Above	Total
1	Big	519	111	198	148	62	519
2	Medium	1193	467	386	258	82	1193
3	Small	9400	5490	2341	1068	494	9400
	<b>Total</b>	<b>11112</b>	<b>6068</b>	<b>2925</b>	<b>1474</b>	<b>638</b>	<b>11112</b>

Source: Annual Statement 2023-24

**Table No. 6.7**  
**Income Derived from Government Advertisements**  
**Percentage of Total Income from Advertisement)**

S. No.	Category	Number of Daily	1-24%	25-49%	50-74%	75% & Above	Total
1	Big	519	105	117	113	184	519
2	Medium	1193	356	276	251	310	1193
3	Small	9400	3745	1620	1243	2791	9400
	<b>Total</b>	<b>11112</b>	<b>4206</b>	<b>2013</b>	<b>1607</b>	<b>3285</b>	<b>11112</b>

Source: Annual Statement 2023-24



Source : AI Generated



# ANALYSIS OF OTHER PERIODICALS

Ce qui n'est pas sans provoquer quelques frictions. « Ils ont du mal à lâcher un détenu. Même si, après six à huit mois de surveill

# ME

le faire...  
l'Union euro-  
développer des  
à leur  
finan-  
les  
trop  
pas trop

## Daech... la directio. l'administratio. Pénitentiaire

### Matériaux bios

Ces idées sont qu-  
trente proposition.  
la conférence citoy-  
(dont 70 Pro-  
es

# 15

entrés n'en sont pas en-  
tis... «Cela ne se fait pas en  
jours de démonter l'appareil-  
trinal de Daech», plaide-t-  
L'objectif est de pouvoir les re-  
convier pour évaluer les re-  
Wymann. Certainement, il se re-  
recteur associé, note Berna-  
rise», note Berna-  
budget «est sou-  
l'abri de bonnes su-  
au diabète. «Nous avons "str-  
de pesticides sur la susceptibilité

## Surfaces (36) ou les petits commerces (2)

Sarkozy était b-  
Takieddine n'a pas p-  
par *Le Monde*, et s-  
M<sup>me</sup> Elise Arfi, n'a pas v-  
Après près de huit an-  
il est aujourd'hui ét-  
l'argent du régime d-  
abondamment trans-

retrouver le plaisir d'of-  
factover pour conjurer  
dépenser r  
secteur

plus  
n pays, cor-  
tr de la situa-  
ux se disent  
as le moral.  
anxiogènes,  
ndre.  
chigneront  
es font de-  
samedis de  
tr «jusqu'à  
l'associa-  
che est né-  
biote, écri-  
différences

Orwell, le tén-  
l'autu-  
titulé Orwell, que la R-  
doit-on et peut-on  
la "table rase".  
Et, pour ce qui  
de zéro, tout réin-  
valeurs dites occiden-  
de l'universalisme  
roits en passant par le  
rés, mais aussi de la Ré-  
lique à la démocratie,  
il jeter tout cela dans l-  
alle de l'histoire (...)  
vement, peut-otr-  
ne hi-  
RINCES  
Smoked at Jo-  
Gardner at Jo-  
for an impr-  
Elizabeth  
l'autu-  
le tén-  
Orwell, que la R-  
doit-on et peut-on  
la "table rase".  
Et, pour ce qui  
de zéro, tout réin-  
valeurs dites occiden-  
de l'universalisme  
roits en passant par le  
rés, mais aussi de la Ré-  
lique à la démocratie,  
il jeter tout cela dans l-  
alle de l'histoire (...)  
vement, peut-otr-  
ne hi-  
RINCES  
Smoked at Jo-  
Gardner at Jo-  
for an impr-  
Elizabeth

# ANALYSIS OF OTHER PERIODICALS



Source : AI Generated

**7.1.1.** The Indian Press, especially comprising Weeklies, Monthlies and other Periodicals, has shown significant growth in the recent years, which has been reflected elaborately in different statistical tables of this chapter. The Periodicals, other than Dailies and Tri/Bi-weeklies, formed an important part of the circulation in Print Media. It highlights and covers diverse topics such as Finance, Religion and Philosophy, Medicine, Current Affairs, Fiction, Art and Science, Sports, Women Power and Children in different languages. For the current financial year 2023-24, a total number of 25,200 Annual Statements were received from the publishers online in respect of other periodicals increasing their claimed circulation figure to 16,59,20,968 copies per publishing day (Table 7.3). As the increase of 6.89 percent was recorded in e-filing of Annual Statements by Other Periodicals (excluding Daily/Bi & Tri weekly), however decrease of 2.07 percent was recorded in their

claimed circulation this year compared to the previous year.

**7.1.2.** Among the other periodicals, Weeklies dominated the scene with a total number of 12,032 periodicals out of 25,200 periodicals which filed online Annual Statements for 2023-24 and in circulation also Weeklies remained at the top by claiming 9,10,28,957 out of 16,59,20,968 copies per publishing day, followed by 8,735 Monthlies with circulation of 4,69,87,567 copies; 3,078 Fortnightlies with circulation of 1,65,85,331 copies; 145 Annuals with circulation of 80,69,943 copies; and 865 Quarterlies with circulation of 26,07,136 copies. The remaining 345 periodicals were of other periodicities with a claimed circulation of 642034 copies per publishing day. (Table 7.3)

## LANGUAGE-WISE

**7.2.1.** While going through Annual Statements filed for the year 2023-24, it has been observed that other periodicals were



brought out in all principal languages of the country. Language-wise analysis states that Hindi Periodicals have maintained a lead with 13,073 periodicals followed by Marathi (2,220); Gujarati (1,804); English (1,775); Bilingual (1,502); Telugu (1,377); Tamil (857); Kannada (688); Urdu (572); Bengali (423); Odia (322); Malayalam (187); Multilingual (180); and Punjabi (103). (Table 7.4)

**7.2.2.** In terms of circulation also, Hindi Periodicals maintained their lead with a total circulation of 8,51,42,013 copies per publishing day followed by English (1,69,19,087); Marathi (1,45,83,345);

### STATE/UT-WISE

**7.3.1.** Madhya Pradesh leads with 5,159 Periodicals; Uttar Pradesh came second with 3,804 followed by Maharashtra (3,514); Gujarat (1,973); Uttarakhand (1,769); Delhi (1,402); Andhra Pradesh (1,223) and Rajasthan (1,171). (Table 7.5)

**7.3.2.** Uttar Pradesh remained on top position in terms of circulation also with a claim

of 3,46,88,041 copies per publishing day followed by Madhya Pradesh (2,73,25,900); Maharashtra with (2,30,45,100) copies; Uttarakhand (1,70,83,109); Delhi (1,10,56,804) and Gujarat (1,09,67,557). (Table 7.5)

### GOVERNMENT PERIODICALS

**7.4.1.** There were 4 Government Periodicals, which filed Annual Statements for the year 2023-24, out of which 2 belonged to the Central Government and 2 to the State Governments. However, the actual number of other periodicals brought out by the Central as well as State governments and their various Departments are much higher.

**7.4.2.** Out of the 4 Government Periodicals, Monthlies dominated the scene having 3 in number followed by Quarterlies (1).

**7.4.3.** Language-wise, the largest number of government periodicals were brought out in Urdu (2); followed by Malayalam and Bilingual (1) each.

**Table No. 7.1**  
**List of Other Periodicals Claiming More than One Lakh Circulation for 2023-24**

S. No.	Title	Language	Periodicity	Place of Publication	State Name	Average Circulation
1	Karmakshetra	Bengali	Weekly	Kolkata	West Bengal	184785
2	Karmasangsthaan	Bengali	Weekly	West Bengal	West Bengal	273679
3	Saptahik Bartman	Bengali	Weekly	West Bengal	West Bengal	100359
4	Kalnirnay	Gujarati	Annual	Mumbai	Maharashtra	156354
5	Manogat	Gujarati	Fortnightly	Ahmedabad	Gujarat	129900
6	Rishi Prasad	Gujarati	Monthly	Ahmedabad	Gujarat	111541
7	Tattvadyan	Gujarati	Monthly	Mumbai	Maharashtra	144243
8	Akhand Jyoti	Hindi	Monthly	Mathura	Uttar Pradesh	374167
9	Arogya Dham	Hindi	Quarterly	Uttar Pradesh	Uttar Pradesh	115025
10	Grahaxmi	Hindi	Monthly	New Delhi	Delhi	123750
11	Gyanamrit	Hindi	Monthly	Sirohi	Rajasthan	178000
12	Kalnirnay	Hindi	Annual	Mumbai	Maharashtra	894241
13	Patheya Kan	Hindi	Fortnightly	Jaipur	Rajasthan	116875
14	Pragya Abhiyan	Hindi	Fortnightly	Haridwar	Uttarakhand	106458
15	Ravivasriya Hindustan	Hindi	Weekly	Lucknow	Uttar Pradesh	115280
16	Ravivasriya Hindustan	Hindi	Weekly	New Delhi	Delhi	232218
17	Ravivasriya Hindustan	Hindi	Weekly	Kanpur Nagar	Uttar Pradesh	124601
18	Rishi Prasad	Hindi	Monthly	Ahmedabad	Gujarat	604007



S. No.	Title	Language	Periodicity	Place of Publication	State Name	Average Circulation
19	Sunday Navbharat Times	Hindi	Weekly	New Delhi	Delhi	405428
20	Yug Nirman Yojna	Hindi	Monthly	Mathura	Uttar Pradesh	163667
21	Catholica Sabha	Malayalam	Monthly	Kerala	Kerala	106500
22	Citu Sandesam	Malayalam	Monthly	Thiruvananthapuram	Kerala	141971
23	Malayala Manorama Weekly	Malayalam	Weekly	Kottayam	Kerala	164091
24	Mathrubhumi Thozhil Vartha	Malayalam	Weekly	Kozhikode	Kerala	160007
25	Vanitha	Malayalam	Fortnightly	Kottayam	Kerala	164722
26	Deepotsav	Marathi	Annual	Nagpur	Maharashtra	245915
27	Kalnirnay	Marathi	Annual	Mumbai	Maharashtra	5629751
28	Nava Sinhagad Parisar	Marathi	Fortnightly	Pune	Maharashtra	100000
29	Ravivar Loksatta	Marathi	Weekly	Mumbai	Maharashtra	242358
30	Ravivar Maharashtra Times	Marathi	Weekly	Mumbai	Maharashtra	193174
31	Ravivar Maharashtra Times	Marathi	Weekly	Pune	Maharashtra	127219
32	Rishi Prasad	Marathi	Monthly	Ahmedabad	Gujarat	208548
33	Tattvadyan	Marathi	Monthly	Mumbai	Maharashtra	120957
34	Yesu Viduvikkirar	Tamil	Monthly	Tamil Nadu	Tamil Nadu	332333
35	Ummid E Jaha	Urdu	Weekly	Dehradun	Uttarakhand	4338525
36	Ascent	English	Weekly	Ahmedabad	Gujarat	112398
37	Bluechip Bulletin	English	Fortnightly	Mumbai	Maharashtra	990833
38	Competition Success Review	English	Monthly	New Delhi	Delhi	122350
39	Education Times	English	Weekly	New Delhi	Delhi	500259
40	Education Times	English	Weekly	Bengaluru	Karnataka	253299
41	Eye	English	Weekly	Mumbai	Maharashtra	102877
42	Eye	English	Weekly	New Delhi	Delhi	117892
43	Kalnirnay	English	Annual	Mumbai	Maharashtra	219455
44	Manorama Year Book	English	Annual	Kottayam	Kerala	110173
45	Sunday Hindustan Times	English	Weekly	New Delhi	Delhi	445105
46	Sunday Hindustan Times	English	Weekly	Mumbai	Maharashtra	188996
47	Sunday Mumbai Mirror	English	Weekly	Mumbai	Maharashtra	291758
48	Sunday Times Of India	English	Weekly	Kancheepuram	Tamil Nadu	219305
49	Sunday Times Of India	English	Weekly	Mumbai	Maharashtra	547491
50	The Chartered Accountant Student	English	Monthly	New Delhi	Delhi	302578
51	The Hindu	English	Weekly	Chennai	Tamil Nadu	257134
52	The Hindu Young World	English	Weekly	Chennai	Tamil Nadu	117655
53	The Sunday Express	English	Weekly	New Delhi	Delhi	120884
54	The Sunday Express	English	Weekly	Mumbai	Maharashtra	108569
55	The Sunday Statesman	English	Weekly	Kolkata	West Bengal	158896



S. No.	Title	Language	Periodicity	Place of Publication	State Name	Average Circulation
56	The Sunday Times Of India	English	Weekly	Ghaziabad	Delhi	547285
57	The Sunday Times Of India	English	Weekly	Bengaluru	Karnataka	308824
58	The Sunday Times Of India	English	Weekly	Ahmedabad	Gujarat	112477
59	The Sunday Times Of India	English	Weekly	Hyderabad	Telangana	119636
60	The Sunday Times Of India	English	Weekly	Pune	Maharashtra	111794
61	The Sunday Times Of India	English	Weekly	Kolkata	West Bengal	178209
62	Times Ascent	English	Weekly	New Delhi	Delhi	510448
63	Times Property	English	Weekly	Bengaluru	Karnataka	305868
64	Niranthara Pragathi	BILINGUAL	Monthly	Karnataka	Karnataka	884600

Source : Annual Statement 2023-24

**Table No. 7.2**  
**Year-wise Circulation of Other Periodicals**  
**(2014 to 2024)**

S. No.	Year	Average Circulation
1	2014-2015	21,32,45,547
2	2015-2016	23,86,25,840
3	2016-2017	21,27,28,237
4	2017-2018	18,73,76,072
5	2018-2019	22,89,78,487
6	2019-2020	18,09,88,756
7	2020-2021	16,01,06,418
8	2021-2022	16,53,32,986
9	2022-2023	16,94,19,482
10	2023-2024	16,59,20,968

Source : Annual Statement 2023-24

**Table No. 7.3**  
**Number & Circulation of Other Periodicals during 2023-24**  
**(Periodicity-wise)**

S. No.	Periodicity	Number	Average Circulation
1	Weekly	12032	9,10,28,957
2	Fortnightly	3078	1,65,85,331
3	Monthly	8735	4,69,87,567
4	Quarterly	865	26,07,136
5	Annual	145	80,69,943
6	Others	345	6,42,034
	<b>Total</b>	<b>25200</b>	<b>16,59,20,968</b>

Source : Annual Statement 2023-24



**Table No. 7.4**  
**Number & Circulation of Other Periodicals during 2023-24**  
**(Language – wise)**

S. No.	Language	Number of Periodicals	Total Average Circulation
1	Assamese	41	338904
2	Bengali	423	2289559
3	Bodo	0	0
4	Dogri	0	0
5	Gujarati	1804	9512949
6	Hindi	13073	85142013
7	Kannada	688	1509743
8	Kashmiri	1	5450
9	Konkani	3	9411
10	Maithili	2	16466
11	Malayalam	187	3138896
12	Manipuri	0	0
13	Marathi	2220	14583345
14	Nepali	29	78966
15	Odia	322	3701063
16	Punjabi	103	616273
17	Sanskrit	12	53456
18	Santhali	2	2500
19	Sindhi	8	48354
20	Tamil	857	3691887
21	Telugu	1377	7461760
22	Urdu	572	8232123
23	English	1775	16919087
24	Bilingual	1502	7697395
25	Multilingual	180	719010
26	Others	19	152358
	<b>Total</b>	<b>25200</b>	<b>165920968</b>

Source : Annual Statement 2023-24



Credit: Bank-Phrom (unsplash)



**Table No. 7.5**  
**Number & Circulation of Other Periodicals during 2023-24**  
**(State/UTs – wise)**

S. No.	States/UTs	Number of Periodical	Total Average Circulation
1	Andaman & Nicobar Islands	7	6391
2	Andhra Pradesh	1223	5648330
3	Arunachal Pradesh	1	41
4	Assam	59	512866
5	Bihar	63	643477
6	Chandigarh	24	329756
7	Chhattisgarh	440	1723880
8	D & N Haveli AND Daman & Diu	15	72392
9	Delhi	1402	11056804
10	Goa	12	46154
11	Gujarat	1973	10967557
12	Haryana	248	1069930
13	Himachal Pradesh	69	244592
14	Jammu & Kashmir	186	534365
15	Jharkhand	84	848992
16	Karnataka	807	3600212
17	Kerala	284	3889709
18	Ladakh	0	0
19	Lakshadweep	0	0
20	Madhya Pradesh	5159	27325900
21	Maharashtra	3514	23045100
22	Manipur	3	1783
23	Meghalaya	0	0
24	Mizoram	0	0
25	Nagaland	0	0
26	Odisha	402	4420909
27	Puducherry	34	79851
28	Punjab	225	930014
29	Rajasthan	1171	4431389
30	Sikkim	24	69133
31	Tamil Nadu	1156	5682237
32	Telangana	515	3863983
33	Tripura	25	83102
34	Uttar Pradesh	3804	34688041
35	Uttarakhand	1769	17083109
36	West Bengal	502	3020969
	<b>Total</b>	<b>25200</b>	<b>165920968</b>

Source : Annual Statement 2023-24



# LANGUAGE- WISE STUDY OF THE PRESS

---





# LANGUAGE-WISE STUDY OF THE PRESS



Source : AI Generated

- 8.1.1.** This chapter is an analysis of the progress of Indian language periodicals in terms of both numbers and circulation. It has been ascertained that Indian languages have maintained their dominance over the English Press both in circulation as well as in numbers. "Press in India" comprises of periodicals in multiple languages. Annual Statements providing circulation details were received from periodicals of these languages.
- 8.1.2.** The Hindi Press maintained its lead in the Indian Press. There were 17,936 periodicals in Hindi having filed Annual Statements during 2023-24: Marathi retained the second place with 2,969 periodicals; English with 2,710 periodicals ranked third followed by Telugu with 2,623; Gujarati with 2,265; Urdu with 1,732; Kannada with 1,547; Tamil with 1,055; Bengali with 495; Odia with 444; and Malayalam with 295 periodicals. (Chapter 3, Table 3.1)
- 8.1.3.** A total of 4,860 Hindi Dailies filed their Annual Statements during the year 2023-24, which were the highest among all languages, followed by Telugu (1,246); Urdu (1,159); English (921); Kannada (859); Marathi (743); and Gujarati (458). (Chapter 3, Table 3.1)
- 8.1.4.** Circulation of Hindi Press during the year was 18,72,92,872 copies compared to 19,96,36,883 in the previous year, registering a decrease of 6.18 percent, i.e. 12,344,011 copies per publishing day. In contrast, the English press reported an increase of 0.55%, i.e., 2,14,666 copies per publishing day, compared to the previous year's figures. The total circulation of the English press during 2023-24 was 3,95,25,943 copies, as compared to the previous year's 3,93,11,277 copies per publishing day. Urdu claimed a circulation of 2,66,73,054 copies in 2023-24 as compared to 2,46,78,971 copies in the previous year, registering an increase of 8.08 percent. (Chapter 4, Table 4.2)
- 8.1.5.** The total circulation of daily periodicals including Bi/Tri weekly in all the languages was 21,26,24,559 copies per publishing day while other Periodicals claim was 16,59,20,968 copies per publishing day during 2023-24. (Chapter 6, Table 6.4)

## THE PRINT MEDIA IN PRINCIPAL LANGUAGES

### 1. ASSAMESE

- 8.2.1.** During 2023-24, the number of periodicals in Assamese language which filed Annual



Statements online was 68. Out of these 68 periodicals, 26 were dailies; 22 were weeklies; 2 fortnightlies, 15 monthlies; 1 quarterly and 2 Others. (Chapter 3, Table 3.1)

**8.2.2.** Out of the 68 periodicals, 63 periodicals were brought out from Assam, 2 from Delhi and 1 each from Tamil Nadu, Uttarakhand and Jharkhand. (Chapter 3, Table 3.3)

**8.2.3.** The circulation figure as supplied by Assamese press noted a decrease of 41,970 copies per publishing day from 8,39,333 during 2022-23 to 7,97,363 copies in 2023-24. (Chapter 4, Table no. 4.2)

**8.2.4.** Circulation Pattern: Out of the 68 periodicals that supplied circulation data, 9 were categorized as 'Medium' and the remaining 59 were 'Small' category periodicals. (Table 8.1)

**8.2.5.** Circulation Level: As per the Annual Statement filed by the Publishers in 2023-24, "Agradoot Pasekia", an Assamese weekly from Kamrup Metropolitan/ Guwahati in Assam State had a claimed circulation of 66,275 copies per publishing day.

**8.2.6.** Oldest Periodical: "The Janambhumi",\* a Weekly, published from Jorhat was the oldest periodical in the state, which was started in 1947.

## 2. BENGALI

**8.3.1.** The Bengali Press in 2023-24 comprised of 495 periodicals. Out of these, 67 were Dailies; 123 Weeklies; 181 Fortnightlies; 83 Monthlies; 18 Quarterlies; 4 Annual and 19 other periodicals. (Chapter 3, Table 3.1)

**8.3.2.** The largest number of Bengali periodicals (419) were published from West Bengal. Other States which published Bengali periodicals were Tripura (40); Assam (21); Delhi (3); Kerala (2); Jharkhand (4); Andaman & Nicobar Island, Gujarat, Tamil Nadu, Telangana, Uttar Pradesh and Uttarakhand (01) each. (Chapter 3, Table 3.3)

**8.3.3.** The claimed circulation of Bengali Press decreased by 20,62,693 copies per publishing day from 73,55,435 copies in 2022-23 to 52,92,742 copies in 2023-24. (Chapter 4, Table 4.2)

**8.3.4.** Circulation Pattern: Of the 495 Bengali periodicals which supplied circulation figures, 12 were 'Big', 21 were 'Medium' and remaining 462 were of 'Small' category periodicals. 8 Dailies/Tri-Bi-weeklies and 3 Periodicals had a circulation of more than 1,00,000 copies per publishing day each. (Table 8.2)

**8.3.5.** Circulation Level: As per the Annual Statement filed by the publishers in 2023-24, "Anandabazar Patrika" a Bengali daily, from Kolkata had a claimed circulation of 7,54,181 copies per publishing day.

**8.3.6.** Oldest Periodical: "Murshidabad Hitaishi",\* a Weekly from Murshidabad started in 1893 and "Chinsurah Bartabaha",\* a Weekly from Hooghly also started in 1893, were the oldest existing Bengali periodicals in West Bengal.

## 3. BODO

**8.4.1.** No periodical has submitted Annual Statement for the year 2023-24. (Chapter 8, Table 8.3)

## 4. DOGRI

**8.5.** No periodical has submitted Annual Statement for the year 2023-24. (Chapter 8, Table 8.4)

## 5. GUJARATI

**8.6.1.** During the year 2023-24, the number of Gujarati periodicals that filed Annual Statements was 2,265. It included 458 Dailies; 1,201 Weeklies; 270 Fortnightlies; 301 Monthlies; 13 Quarterlies; 5 Annuals; and 17 periodicals of other periodicities. (Chapter 3, Table 3.1)

**8.6.2.** The largest number of periodicals in Gujarati (2,174) were published from Gujarat, followed by Maharashtra (73). Gujarati periodicals were also published from Dadra & Nagar Haveli and Daman and Diu (9); Delhi (4); Telangana, Kerala, Uttar Pradesh & Uttarakhand (1) each. (Chapter 3, Table 3.3)

**8.6.3.** The total circulation claimed by Gujarati Press during the period 2023-24, has gone to 1,72,52,340 copies per publishing day. Dailies along with Bi/Tri-weeklies commanded a circulation of 77,39,391



copies, whereas the Periodicals had a circulation of 95,12,949 copies per publishing day. (Table 8.5)

- 8.6.4.** Circulation Pattern: Among the 2,265 Gujarati periodicals that supplied circulation data for 2023-24, 25 were 'Big', 58 were 'Medium' and the remaining 2,182 were 'Small' category periodicals. 16 Dailies/Bi-Tri Weeklies and 4 Periodical had a circulation of more than 1,00,000 copies each. (Table 8.5)
- 8.6.5.** Circulation Level: As per the Annual Statement filed by publishers in 2023-24, Among the dailies, "Gujarat Samachar" Gujarati/Daily published from Ahmedabad had a claimed circulation of 3,21,524 copies per publishing day.
- 8.6.6.** Oldest Periodical: "Bombay Samachar",\* a Daily from Mumbai, started in 1822. The title has since been changed to Mumbai Samachar.

## 6. HINDI

- 8.7.1.** The Hindi Press maintained its leading position both in number and circulation in 2023-24 too. A total of 17,936 Hindi periodicals filed Annual Statements during the year. (Chapter 3, Table 3.1)
- 8.7.2.** The Press in Hindi comprised of 4,860 Dailies; 6,571 Weeklies; 1,553 Fortnightlies; 4,305 Monthlies; 532 Quarterlies; 23 Annuals; and 92 of other periodicities. (Chapter 3, Table 3.1)
- 8.7.3.** The largest number of Hindi periodicals continued to be published from Madhya Pradesh (6,108) followed by Uttar Pradesh (5,065); Uttarakhand (1,830); Rajasthan (1,447); Delhi (1,052); Maharashtra (608); Chhattisgarh (583); Haryana (329); Gujarat (179); Jharkhand (147) and Bihar (123). (Chapter 3, Table 3.3)
- 8.7.4.** The circulation of the Hindi Press decreased by 12,344,011 copies per publishing day during the year from 19,96,36,883 copies in 2022-23 to 18,72,92,872 copies in 2023-24. Dailies and Bi/Tri-weeklies had a combined circulation of 10,21,50,859 copies, whereas other Periodicals had a circulation of 8,51,42,013 copies per publishing day. (Table 8.6)

- 8.7.5.** Circulation Pattern: Among the 17,396 periodicals, which furnished Annual Statements for 2023-24, 277 were 'Big' 808 were 'Medium' and the remaining 16,851 were 'Small' category periodicals. Among the 'Big' periodicals, 142 Dailies, Tri/Bi-weeklies and 13 periodicals had circulation of more than 1,00,000 copies per publishing day each. (Table 8.6)
- 8.7.6.** Oldest Periodical: "Jain Gazette"\* a Weekly from Ajmer, started in 1895.

## 7. KANNADA

- 8.8.1.** During the year 2023-24, the number of Kannada periodicals which filed Annual Statements was 1,547. It includes 859 Dailies; 146 Weeklies; 176 Fortnightlies; 348 Monthlies; 10 Quarterlies; 02 Annual; and 6 periodicals of other periodicities. (Chapter 3, Table 3.1)
- 8.8.2.** The largest number of Kannada periodicals, i.e., 1,515, were published from Karnataka. The remaining periodicals were brought out from Maharashtra (9); Delhi (7), Tamil Nadu (5), Kerala (4); Andhra Pradesh (2); and (1) each from Gujarat, Madhya Pradesh, Rajasthan, Telangana and Uttarakhand. (Chapter 3, Table 3.3)
- 8.8.3.** The overall circulation of the Kannada Press was 73,43,560 copies per publishing day in 2023-24. The circulation of the Kannada Dailies/Bi/Tri-Weeklies during the year was 58,33,817 copies & 15,09,743 copies per publishing day of Periodicals. (Table 8.7)
- 8.8.4.** Circulation Pattern: Among the 1,547 Kannada periodicals that supplied circulation data, 9 were 'Big' 41 were 'Medium' and the remaining 1,497 were of 'Small' category periodicals. Only from Daily/Tri/Bi-Weekly 6 periodical had a circulation of more than 1,00,000 copies. (Table 8.7)
- 8.8.5.** Circulation Level: As per the Annual Statement filed by the Publisher in 2023-24, Lavala VK, a Kannada daily published from Bangalore, had claimed circulation of 4,53,901 copies per publishing day..

## 8. KASHMIRI

- 8.9.** There were only 03 Kashmiri periodicals that submitted Annual Statements for the



period 2023-24 claiming a circulation of 25,118 copies per publishing day. (Table 8.8). "Kahwat", a Kashmiri Daily from Srinagar had a circulation of 18,000 copies per publishing day.

## 9. KONKANI

- 8.10.** A total of 4 periodicals of Konkani Language submitted their Annual Statements online for 2023-24 claiming a circulation of 24,783 copies per publishing day (Table 8.9.) Out of them, 1 periodical each was brought out from Goa, Karnataka, Kerala and Maharashtra (Table No. 3.3). "Bhaangar Bhuin", a Daily from South Goa, had a claimed circulation of 15,372 copies per publishing day.

## 10. MAITHILI

- 8.11.** Maithili Press had only 3 periodicals that submitted Annual Statements online for the year 2023-24 and claimed a circulation of 16,466 copies per publishing day (Table 8.10). One periodical each was brought out from Bihar, Delhi, West Bengal (Table No. 3.3). "Mithila Mirror", a monthly published from Delhi had a claimed circulation of 16,266 copies per publishing day.

## 11. MALAYALAM

- 8.12.1.** 295 Malayalam periodicals furnished Annual Statements online for the period 2023-24. The Malayalam Press comprised of 106 Dailies; 28 Weeklies; 16 Fortnightlies; 128 Monthlies; 6 Quarterlies; 7 Annuals; and 4 with other periodicities. (Chapter 3, Table 3.1)
- 8.12.2.** Out of 295 periodicals, as many as 279 were published from Kerala. Other States from where Annual Statements were received online for 2023-24 were Tamil Nadu and Delhi (5 each), Maharashtra (2), Telangana & Uttarakhand (1 each). (Chapter 3, Table 3.3)
- 8.12.3.** The overall circulation of the Malayalam press was 90,12,370 copies per publishing day in 2023-24. The circulation of Dailies and Bi/Tri-weeklies was 58,73,474 copies while that of Periodicals was 31,38,896 copies per publishing day. (Table 8.11)
- 8.12.4.** Circulation Pattern: Annual Statements were filed online by only 295 periodicals.

Out of these 38 were 'Big', 66 were 'Medium' and rest 191 were 'Small' category periodicals. Among 'Big' periodicals, 24 (19 Dailies and 5 Periodicals) had a circulation of more than 1,00,000 copies per publishing day. (Table 8.11)

- 8.12.5.** Circulation Level: The periodical in Malayalam language was reported as "Malayala Manorama", a Daily published from Ernakulam had a claimed circulation of 2,78,105 copies per publishing day.
- 8.12.6.** Oldest Periodical: "Deepika",\* a daily from Kottayam, started in 1887.

## 12. MANIPURI

- 8.13.1.** A total of 6 Manipuri periodicals furnished Annual Statements for the year 2023-24. (Table 8.12)
- 8.13.2.** All 6 periodicals were published from Manipur. (Chapter 3, Table 3.3)
- 8.13.3.** Circulation claimed by these 06 periodicals accounted for 1,34,656 copies per publishing day. (Table 8.12) As per the Annual Statement filed by the publisher for 2023-24, "The Sangai Express", a daily from Imphal West had a claimed circulation of 40,555 copies per publishing day.

## 13. MARATHI

- 8.14.1.** The number of Marathi periodicals that submitted Annual Statements was 2,969 in 2023-24. These comprised of 743 Dailies; 1,823 Weeklies; 83 Fortnightlies; 241 Monthlies; 23 Quarterlies; 41 Annual; and 15 periodicals of other periodicities. (Chapter 3, Table 3.1)
- 8.14.2.** Out of 2,969 periodicals, 2,922 were published from Maharashtra. Other places of Marathi periodicals were Gujarat (13); Goa (09); Delhi (8); Karnataka (7); Telangana (2); Dadra & Nagar Haveli and Daman & Diu, Kerala, Puducherry, Rajasthan, Tamil Nadu and Uttarakhand (1) each. (Chapter 3, Table 3.3)
- 8.14.3.** The overall circulation of the Marathi Press was 2,97,44,595 copies per publishing day in 2023-24. The circulation of Dailies and Bi/Tri-weeklies was 1,51,61,250 copies and that of periodicals were 1,45,83,345 copies per publishing day. (Table 8.13)



- 8.14.4.** Circulation Pattern: Out of 2,969 Marathi periodicals, 50 were 'Big', 109 'Medium' and the remaining 2,810 were 'Small' category periodicals. 33 Dailies/ Tri-Bi-weeklies and 08 Periodicals had a circulation of more than 1,00,000 copies each. (Table 8.13)
- 8.14.5.** Circulation Level: As per the Annual Statement filed by the publisher for 2023-24, "Kalniray", a Marathi/Annual from Mumbai had a claimed circulation of 56,29,751 copies per publishing day.
- 8.14.6.** Oldest Periodical: "Belgaum Samachar",\* a weekly from Belgaum, started in 1863.

#### 14. NEPALI

- 8.15.1.** The Nepali language press has 35 periodicals which reported their circulation claim for the period 2023-24, comprising 6 Dailies, 25 Weeklies and 4 Monthlies. (Chapter 3, Table 3.1)
- 8.15.2.** Out of the 35 Nepali periodicals, 28 were published from Sikkim, 02 each from Maharashtra & Uttarakhand and one each from Delhi, Tamil Nadu and West Bengal. (Chapter 3, Table 3.3)
- 8.15.3.** The total circulation claimed by Nepali language periodicals during 2023-24 was 1,92,972 copies.(Table 8.14) As per the Annual Statement filed by the publisher in 2023-24, "Himalaya Darpan", a Daily from Siliguri, had a claimed circulation of 25,977 copies per publishing day.

#### 15. ODIA

- 8.16.1.** Total 444periodicals of Odia Press filed their Annual Statements in 2023-24. These included 121 Dailies; 141 Weeklies; 73 Fortnightlies; 91 Monthlies; 13 Quarterlies; 1 Annuals; and 4periodicals of other periodicities. (Chapter 3, Table 3.1)
- 8.16.2.** Odisha has the largest number of Odia periodicals with 429 periodicals, followed by Delhi (3); Gujarat & Uttarakhand (2) each, Jharkhand Kerala, Maharashtra, Tamilnadu, Telangana & West Bengal (1) each. (Chapter 3, Table 3.3)
- 8.16.3.** The overall circulation of the Odia Press was 90,05,036 copies per publishing day in 2023-24. Dailies and Tri/Bi-Weekly claimed a circulation of 53,03,973 copies

while the remaining 37,01,063 copies were claimed by other periodicals.(Table 8.15)

- 8.16.4.** Circulation Pattern: Out of the 444 periodicals, 18 were 'Big', 12 were 'Medium' and rest 414 were 'Small' category periodicals. 13 Dailies and Tri/Bi-weeklies had a circulation of more than 1,00,000 copies per publishing day in 2023-24. (Table 8.15)
- 8.16.5.** Circulation Level: As per the Annual Statement filed by the publisher in 2023-24, "Prameya", a Daily published from Khurda had claimed circulation of 4,63,148 copies per publishing day.

#### 16. PUNJABI

- 8.17.1.** The number of Punjabi periodicals which submitted their Annual Statements was 195 in 2023-24. Out of these, 92 were Dailies; 50 Weeklies; 12 Fortnightlies; 38 Monthlies, 02 Quarterlies and 01 others. (Chapter 3, Table 3.1)
- 8.17.2.** The largest number of periodicals were published from Punjab, i.e. (145), followed by Delhi (32), Chandigarh (10), Uttarakhand (3), Haryana & Uttar Pradesh (2) each and Tamil Nadu (1). (Chapter 3, Table 3.3)
- 8.17.3.** The overall circulation of the Punjabi Press was 23,58,368 copies per publishing day in 2023-24. Dailies and Bi/Tri-weekly claimed a circulation of 17,42,095 copies while remaining 6,16,273 copies were claimed by Periodicals. (Table 8.16)
- 8.17.4.** Circulation Pattern: As per circulation data received from 195periodicals, 4 were 'Big', 15were 'Medium' and the remaining 176 were 'Small' category periodicals. (Table 8.16)
- 8.17.5.** Circulation Level: As per the Annual Statement filed by the publisher for 2023-24, "Ajit", a Punjabi/Daily published from Jalandhar had a claimed circulation of 1,20,083 copies per publishing day.
- 8.17.5.** Oldest Periodical: "Khalsa Samachar",\* a weekly from Amritsar, started in 1899.

#### 17. SANSKRIT

- 8.18.1.** There were 25 Sanskrit periodicals, which furnished Annual Statements in 2023-24. Among them 13 were Dailies; 2 Weeklies;



3 Fortnightly; 5 Monthlies; and 2 Quarterly. (Chapter 3, Table 3.1). Out of which, 7 from Madhya Pradesh, 4 each were from Madhya Pradesh and Gujarat; 3 from Delhi and Uttarakhand; 1 each from Andhra Pradesh, Bihar, Dadra & Nagar Haveli & Daman & Diu and Puducherry. (Chapter 3, Table 3.3)

- 8.18.2.** The 25 periodicals that furnished the circulation data claimed a circulation of 2,38,784 copies per publishing day for the year 2023-24 (Table 8.17). As per the Annual Statement filed by the publisher in 2023-24, "Brahmastra", a Daily from Ujjain had claimed circulation of 1,14,671 copies per publishing day.
- 8.18.3.** Oldest Periodical: "Sanskrit Sahitya Parishad",\* a monthly published from Kolkata, is the oldest existing periodical, which was started in 1919.

## 18. SANTHALI

- 8.19.** Only 2 periodicals in Santhali language filed their Annual Statements for the year 2023-24 claiming a circulation of 2,500 copies per publishing day. (Table 8.18)

## 19. SINDHI

- 8.20.1.** There were 16 periodicals in the Sindhi Language which furnished Annual Statements in 2023-24, comprising 8 Dailies, 4 Weeklies, 1 Fortnightly and 3 Monthlies. (Chapter 3, Table 3.1)
- 8.20.2.** Rajasthan was the largest publisher of Sindhi periodicals with 7 periodicals followed by Maharashtra (4); Madhya Pradesh (3), Gujarat (2). (Chapter 3, Table 3.3)
- 8.20.3.** 16 periodicals had provided data for 2023-24, claiming 2,03,849 copies per publishing day. As per the Annual statement for 2023-24, "Hindu", a daily from Ahmedabad had claimed circulation of 45,425 copies per publishing day. (Table 8.19)
- 8.20.4.** Circulation Pattern: As per circulation data received from 17 periodicals, 2 were 'Medium' and rest 14 were 'Small' category periodicals. Dailies and Bi/Tri-Weeklies circulated 1,55,495 copies while for others periodicals it was 48,354 copies per publishing day. (Table 8.19)

## 20. TAMIL

- 8.21.1.** A total of 1,055 Tamil periodicals furnished their Annual Statements in 2023-24. Of these, 193 were Dailies; 82 Weeklies; 109 Fortnightlies; 646 Monthlies; 10 Quarterlies; 2 Annual; and 13 periodicals of other periodicities. (Chapter 3, Table 3.1)
- 8.21.2.** A total of 996 Tamil periodicals came out from Tamil Nadu, followed by Puducherry (29); Karnataka (74); Delhi & Kerala (6) each; Telangana (3); Andhra Pradesh & Uttarakhand (1) each. (Chapter 3, Table 3.3)
- 8.21.3.** 1055 periodicals, which gave their circulation data, claimed a circulation of 90,76,074 copies per publishing day in 2023-24. The share of Dailies and Bi/Tri-weeklies' circulation was 53,84,187 copies while Periodicals circulation was 36,91,881 copies per publishing day in 2023-24. (Table 8.20)
- 8.21.4.** Circulation Pattern: Out of the 1055 periodicals that furnished circulation data, 23 were 'Big', 46 'Medium' and rest 986 were 'Small' category periodicals. 14 Dailies/Tri-Bi-weeklies and 1 periodical had a circulation of more than 1,00,000 copies each. (Table 8.20)
- 8.21.5.** Circulation Level: As per the Annual Statement filed by the publisher for 2023-24, "Madurai Mani", a Tamil/Daily from Madurai had a claimed circulation of 8,75,350 copies per publishing day.
- 8.21.6.** Oldest Periodical: "Tirunelveli Diocesan Magazine",\* a Tamil Monthly from Tirunelveli, started in 1849.

## 21. TELUGU

- 8.22.1.** 2,623 periodicals in the Telugu Language submitted their Annual Statements in 2023-24. These included 1,246 Dailies; 200 Weeklies; 208 Fortnightlies; 947 Monthlies; 11 Quarterlies; 1 Annual and 10 other Periodicals. (Chapter 3, Table 3.1)
- 8.22.2.** As many as 1,921 Telugu periodicals were published from Andhra Pradesh followed by Telangana (674); Tamil Nadu (13); Delhi (6); Kerala, Karnataka, Gujarat & Maharashtra (2) each and West Bengal (1). (Chapter 3, Table 3.3)



**8.22.3.** 2,623 periodicals that gave their circulation data claimed a circulation of 2,25,79,378 copies per publishing day in 2023-24. The share of Dailies and Bi/Tri-weeklies' circulation was 1,51,17,618 copies while Periodicals' circulation was 74,61,760 copies per publishing day. (Table 8.21)

**8.22.4.** Circulation Pattern: Out of the 2,623 periodicals that supplied circulation data, 21 were 'Big', 72 were 'Medium' and the remaining 2,530 were 'Small' category periodicals. 9 Dailies claimed a circulation of more than 1,00,000 copies each during the reporting year. (Table 8.21)

**8.22.5.** Circulation Level: The highest circulated periodical in Telugu as per circulation figures claimed was "Eenadu", a Daily from Rangareddy with 3,40,498 copies per publishing day.

**8.22.6.** Oldest Periodical: "Yuddha Dhavani",\* a Monthly from Chennai was started in 1897.

## 22. URDU

**8.23.1.** 1,732 Urdu periodicals submitted their Annual Statements in 2023-24. It had 1,159 Dailies; 400 Weeklies; 67 Fortnightlies; 90 Monthlies; 13 Quarterlies; 1 Annual; and 2 Others. (Chapter 3, Table 3.1)

**8.23.2.** Uttar Pradesh published the largest number of Urdu periodicals (751) followed by Telangana (191); Delhi (172); Jammu & Kashmir (121); Bihar (100); Maharashtra (83); Madhya Pradesh (81); Andhra Pradesh (70); Uttarakhand (42); Jharkhand (37); West Bengal (30); Karnataka (21). (Chapter 3, Table 3.3)

**8.23.3.** 1,732 periodicals that gave their circulation data, claimed a circulation of 2,66,73,054 copies per publishing day in 2023-24. The share of Dailies and Bi/Tri-weeklies' circulation was 1,84,40,931 copies while Periodicals' circulation was 82,32,123 copies per publishing day. (Table 8.22)

**8.23.4.** Circulation Level: As per the Annual Statement filed by the publisher for 2023-24, "Ummid-E-Jaha", a Urdu/Weekly from Dehradun, Uttarakhand had a claimed circulation of 43,38,525 copies per publishing day.

**8.23.5.** Circulation Pattern: Out of the 1,732 Urdu periodicals that gave the circulation

figures, 30 were 'Big', 177 'Medium' and rest 1,525 were 'Small' category periodicals.

**8.23.6.** Oldest Periodical: "Musheer-e-Deccan",\* a daily from Hyderabad, started in 1884.

## 23. ENGLISH

**8.24.1.** The total number of Annual Statements filed online by English periodicals were 2,710 in 2023-24. The press in English comprised of 921 Dailies; 578 Weeklies; 137 Fortnightlies; 731 Monthlies; 139 Quarterlies; 44 Annuals; and 160 other Periodicals. (Chapter 3, Table 3.1)

**8.24.2.** The largest number of English periodicals were published from Delhi (476), followed by Maharashtra (464); Uttar Pradesh (233); Jammu & Kashmir (212); Andhra Pradesh (159); Tamil Nadu (153); Telangana (135) and Karnataka (118). (Chapter 3, Table 3.3)

**8.24.3.** The total circulation, as has been claimed by English Press during the period 2023-24, was 3,95,25,943 copies per publishing day. The Dailies along with Bi/Tri-weeklies claimed a total circulation of 2,26,06,856 copies while claim of Periodicals was 1,69,19,087 copies per publishing day for 2023-24. (Table 8.23)

**8.24.4.** Circulation Pattern: The English press that provided the circulation data comprised of 89 'Big', 172 'Medium' and rest 2,449 'Small' Periodicals. Among the 'Big' periodicals, 65 had a circulation of more than 1,00,000 copies each per publishing day. (Table 8.23)

**8.24.5.** Circulation Level: As per the Annual Statement filed by the publisher for 2023-24, "Bluechip Bulletin", a English/Fortnightly from Mumbai had a claimed circulation of 9,90,833 copies per publishing day.

**8.24.6.** Oldest Periodical: "The Times of India",\* English Daily from Mumbai, started in 1838.

## 24. BI-LINGUAL

**8.25.** There were 1,700 Bilingual periodicals that submitted Annual Statements during 2023-24 claiming a circulation of 1,06,14,187 copies per publishing day. Out of these 1,700 periodicals, 10 were 'Big', 37



were 'Medium' and rest 1,653 were 'Small' periodicals. (Table 8.24)

## 25. MULTI-LINGUAL

- 8.26. 206 Multilingual periodicals submitted their Annual Statements claiming a circulation of 9,75,799 copies per publishing day during 2023-24. Of these 2 were 'Big' rest 204 were 'Small' periodicals. (Table 8.25)

## 26. OTHER LANGUAGES

- 8.27. In addition to the principal languages, circulation data were also furnished by some other Indian and Foreign language periodicals, which are not included in

the list of scheduled languages. These languages are: Afrikan, Ao Naga, Arabic, Bhojpuri, Braille, Chhattisgarhi, Finnish, French, Garhwali, Garo, German, Halbi, Italian, Karbi, Kharia, Khasi, Khortha, Kokborok, Kumauni, Meeteilon, Mizo, Lushai, Naga, Prakrit, Rajasthani, Santhali, Sindhi, Devnagri, Sinhali, Tenyidie, Thangkhul and Tulu.

24 Others periodicals submitted their Annual Statements claiming a circulation of 1,62,718 copies per publishing day during 2023-24. Out of these 24 periodicals, 1 was 'Medium' and rest 23 were 'Small' periodicals (Table no. 8.26).

*\*Present status of the oldest periodicals mentioned in the report is not known due to non-submission of Annual Statements.*

**Table No. 8.1**  
**Circulation Pattern of Assamese Periodicals**

Category	Range	Daily, Bi/Tri Weekly		Others		Total	
		Number	Average Circulation	Number	Average Circulation	Number	Average Circulation
Small	0 to 2000	2	3896	10	9966	12	13862
	2001 to 5000	4	13103	11	37649	15	50752
	5001 to 15000	6	57671	17	127215	23	184886
	15001 to 25000	9	179948	0	0	9	179948
Medium	25001 to 50000	6	203841	1	35446	7	239287
	50001 to 75000	0	0	2	128628	2	128628
Big	75001 to 99999	0	0	0	0	0	0
	100000 or more	0	0	0	0	0	0
<b>Total</b>		<b>27</b>	<b>458459</b>	<b>41</b>	<b>338904</b>	<b>68</b>	<b>797363</b>

Source: Annual Statement 2023-24

**Table No. 8.2**  
**Circulation Pattern of Bengali Periodicals**

Category	Range	Daily, Bi/Tri Weekly		Others		Total	
		Number	Average Circulation	Number	Average Circulation	Number	Average Circulation
Small	0 to 2000	12	14559	274	359626	286	374185
	2001 to 5000	5	17005	51	171174	56	188179
	5001 to 15000	12	104072	74	605138	86	709210
	15001 to 25000	21	411906	13	240951	34	652857
Medium	25001 to 50000	9	313771	5	179468	14	493239
	50001 to 75000	4	222293	3	174379	7	396672
Big	75001 to 99999	1	97780	0	0	1	97780
	100000 or more	8	1821797	3	558823	11	2380620
<b>Total</b>		<b>72</b>	<b>3003183</b>	<b>423</b>	<b>2289559</b>	<b>495</b>	<b>5292742</b>

Source: Annual Statement 2023-24



**Table No. 8.3**  
**Circulation Pattern of Bodo Periodicals**

Category	Range	Daily, Bi/Tri Weekly		Others		Total	
		Number	Average Circulation	Number	Average Circulation	Number	Average Circulation
Small	0 to 2000	0	0	0	0	0	0
	2001 to 5000	0	0	0	0	0	0
	5001 to 15000	0	0	0	0	0	0
	15001 to 25000	0	0	0	0	0	0
Medium	25001 to 50000	0	0	0	0	0	0
	50001 to 75000	0	0	0	0	0	0
Big	75001 to 99999	0	0	0	0	0	0
	100000 or more	0	0	0	0	0	0
	<b>Total</b>	<b>0</b>	<b>0</b>	<b>0</b>	<b>0</b>	<b>0</b>	<b>0</b>

Source: Annual Statement 2023-24

**Table No. 8.4**  
**Circulation Pattern of Dogri Periodicals**

Category	Range	Daily, Bi/Tri Weekly		Others		Total	
		Number	Average Circulation	Number	Average Circulation	Number	Average Circulation
Small	0 to 2000	0	0	0	0	0	0
	2001 to 5000	0	0	0	0	0	0
	5001 to 15000	0	0	0	0	0	0
	15001 to 25000	0	0	0	0	0	0
Medium	25001 to 50000	0	0	0	0	0	0
	50001 to 75000	0	0	0	0	0	0
Big	75001 to 99999	0	0	0	0	0	0
	100000 or more	0	0	0	0	0	0
	<b>Total</b>	<b>0</b>	<b>0</b>	<b>0</b>	<b>0</b>	<b>0</b>	<b>0</b>

Source:

**Table No. 8.5**  
**Circulation Pattern of Gujarati Periodicals**

Category	Range	Daily, Bi/Tri Weekly		Others		Total	
		Number	Average Circulation	Number	Average Circulation	Number	Average Circulation
Small	0 to 2000	106	117429	507	589248	613	706677
	2001 to 5000	13	42057	185	706851	198	748908
	5001 to 15000	175	1206924	1040	6074628	1215	7281552
	15001 to 25000	105	1920092	51	915554	156	2835646
Medium	25001 to 50000	31	989377	13	398495	44	1387872
	50001 to 75000	12	685806	2	122145	14	807951
Big	75001 to 99999	3	257306	2	163990	5	421296
	100000 or more	16	2520400	4	542038	20	3062438
	<b>Total</b>	<b>461</b>	<b>7739391</b>	<b>1804</b>	<b>9512949</b>	<b>2265</b>	<b>17252340</b>

Source: Annual Statement 2022-2023



**Table No. 8.6**  
**Circulation Pattern of Hindi Periodicals**

Category	Range	Daily, Bi/Tri Weekly		Others		Total	
		Number	Average Circulation	Number	Average Circulation	Number	Average Circulation
Small	0 to 2000	769	859550	3858	5012559	4627	5872109
	2001 to 5000	302	888916	2259	7073586	2561	7962502
	5001 to 15000	1140	8273865	5167	36491043	6307	44764908
	15001 to 25000	1804	31593303	1552	25951320	3356	57544623
Medium	25001 to 50000	400	12942620	199	5395178	599	18337798
	50001 to 75000	190	11953714	19	1170373	209	13124087
Big	75001 to 99999	116	9994540	6	494237	122	10488777
	100000 or more	142	25644351	13	3553717	155	29198068
	<b>Total</b>	<b>4863</b>	<b>102150859</b>	<b>13073</b>	<b>85142013</b>	<b>17936</b>	<b>187292872</b>

Source: Annual Statement 2023-24

**Table No. 8.7**  
**Circulation Pattern of Kannada Periodicals**

Category	Range	Daily, Bi/Tri Weekly		Others		Total	
		Number	Average Circulation	Number	Average Circulation	Number	Average Circulation
Small	0 to 2000	598	929504	635	839792	1233	1769296
	2001 to 5000	65	181877	18	57482	83	239359
	5001 to 15000	108	1098998	25	246161	133	1345159
	15001 to 25000	46	906846	2	39766	48	946612
Medium	25001 to 50000	31	1073070	7	240092	38	1313162
	50001 to 75000	3	180774	0	0	3	180774
Big	75001 to 99999	2	174502	1	86450	3	260952
	100000 or more	6	1288246	0	0	6	1288246
	<b>Total</b>	<b>859</b>	<b>5833817</b>	<b>688</b>	<b>1509743</b>	<b>1547</b>	<b>7343560</b>

Source: Annual Statement 2022-2023

**Table No. 8.8**  
**Circulation Pattern of Kashmiri Periodicals**

Category	Range	Daily, Bi/Tri Weekly		Others		Total	
		Number	Average Circulation	Number	Average Circulation	Number	Average Circulation
Small	0 to 2000	1	1668	0	0	1	1668
	2001 to 5000	0	0	0	0	0	0
	5001 to 15000	0	0	1	5450	1	5450
	15001 to 25000	1	18000	0	0	1	18000
Medium	25001 to 50000	0	0	0	0	0	0
	50001 to 75000	0	0	0	0	0	0
Big	75001 to 99999	0	0	0	0	0	0
	100000 or more	0	0	0	0	0	0
	<b>Total</b>	<b>2</b>	<b>19668</b>	<b>1</b>	<b>5450</b>	<b>3</b>	<b>25118</b>

Source: Annual Statement 2022-2023



**Table No. 8.9**  
**Circulation Pattern of Konkani Periodicals**

Category	Range	Daily, Bi/Tri Weekly		Others		Total	
		Number	Average Circulation	Number	Average Circulation	Number	Average Circulation
Small	0 to 2000	0	0	2	2442	2	2442
	2001 to 5000	0	0	0	0	0	0
	5001 to 15000	0	0	1	6969	1	6969
	15001 to 25000	1	15372	0	0	1	15372
Medium	25001 to 50000	0	0	0	0	0	0
	50001 to 75000	0	0	0	0	0	0
Big	75001 to 99999	0	0	0	0	0	0
	100000 or more	0	0	0	0	0	0
	<b>Total</b>	<b>1</b>	<b>15372</b>	<b>3</b>	<b>9411</b>	<b>4</b>	<b>24783</b>

Source: Annual Statement 2022-2023

**Table No. 8.10**  
**Circulation Pattern of Maithili Periodicals**

Category	Range	Daily, Bi/Tri Weekly		Others		Total	
		Number	Average Circulation	Number	Average Circulation	Number	Average Circulation
Small	0 to 2000	1	0	1	200	2	200
	2001 to 5000	0	0	0	0	0	0
	5001 to 15000	0	0	0	0	0	0
	15001 to 25000	0	0	1	16266	1	16266
Medium	25001 to 50000	0	0	0	0	0	0
	50001 to 75000	0	0	0	0	0	0
Big	75001 to 99999	0	0	0	0	0	0
	100000 or more	0	0	0	0	0	0
	<b>Total</b>	<b>1</b>	<b>0</b>	<b>2</b>	<b>16466</b>	<b>3</b>	<b>16466</b>

Source: Annual Statement 2022-2023

**Table No. 8.11**  
**Circulation Pattern Of Malayalam Periodicals**

Category	Range	Daily, Bi/Tri Weekly		Others		Total	
		Number	Average Circulation	Number	Average Circulation	Number	Average Circulation
Small	0 to 2000	6	4148	78	85432	84	89580
	2001 to 5000	5	20475	23	76529	28	97004
	5001 to 15000	16	125570	31	281877	47	407447
	15001 to 25000	15	315288	17	328142	32	643430
Medium	25001 to 50000	28	1095538	20	769141	48	1864679
	50001 to 75000	7	452078	11	668664	18	1120742
Big	75001 to 99999	12	1022594	2	191820	14	1214414
	100000 or more	19	2837783	5	737291	24	3575074
	<b>Total</b>	<b>108</b>	<b>5873474</b>	<b>187</b>	<b>3138896</b>	<b>295</b>	<b>9012370</b>

Source: Annual Statement 2022-2023



**Table No. 8.12**  
**Circulation Pattern of Manipuri Periodicals**

Category	Range	Daily, Bi/Tri Weekly		Others		Total	
		Number	Average Circulation	Number	Average Circulation	Number	Average Circulation
Small	0 to 2000	1	1969	0	0	1	1969
	2001 to 5000	0	0	0	0	0	0
	5001 to 15000	0	0	0	0	0	0
	15001 to 25000	2	34882	0	0	2	34882
Medium	25001 to 50000	3	97805	0	0	3	97805
	50001 to 75000	0	0	0	0	0	0
Big	75001 to 99999	0	0	0	0	0	0
	100000 or more	0	0	0	0	0	0
	<b>Total</b>	<b>6</b>	<b>134656</b>	<b>0</b>	<b>0</b>	<b>6</b>	<b>134656</b>

Source: Annual Statement 2023-24

**Table No. 8.13**  
**Circulation Pattern of Marathi Periodicals**

Category	Range	Daily, Bi/Tri Weekly		Others		Total	
		Number	Average Circulation	Number	Average Circulation	Number	Average Circulation
Small	0 to 2000	148	185470	1089	1267572	1237	1453042
	2001 to 5000	211	812089	869	2798008	1080	3610097
	5001 to 15000	163	1379512	190	1757243	353	3136755
	15001 to 25000	100	2109996	40	759038	140	2869034
Medium	25001 to 50000	60	1928322	14	463853	74	2392175
	50001 to 75000	28	1658320	7	403518	35	2061838
Big	75001 to 99999	6	506205	3	266191	9	772396
	100000 or more	33	6581336	8	6867922	41	13449258
	<b>Total</b>	<b>749</b>	<b>15161250</b>	<b>2220</b>	<b>14583345</b>	<b>2969</b>	<b>29744595</b>

Source: Annual Statement 2023-24

**Table No. 8.14**  
**Circulation Pattern of Nepali Periodicals**

Category	Range	Daily, Bi/Tri Weekly		Others		Total	
		Number	Average Circulation	Number	Average Circulation	Number	Average Circulation
Small	0 to 2000	0	0	13	18254	13	18254
	2001 to 5000	0	0	16	60712	16	60712
	5001 to 15000	1	5500	0	0	1	5500
	15001 to 25000	4	82529	0	0	4	82529
Medium	25001 to 50000	1	25977	0	0	1	25977
	50001 to 75000	0	0	0	0	0	0
Big	75001 to 99999	0	0	0	0	0	0
	100000 or more	0	0	0	0	0	0
	<b>Total</b>	<b>6</b>	<b>114006</b>	<b>29</b>	<b>78966</b>	<b>35</b>	<b>192972</b>

Source: Annual Statement 2023-24



**Table No. 8.15**  
**Circulation Pattern of Odia Periodicals**

Category	Range	Daily, Bi/Tri Weekly		Others		Total	
		Number	Average Circulation	Number	Average Circulation	Number	Average Circulation
Small	0 to 2000	19	25979	98	124388	117	150367
	2001 to 5000	0	0	8	27548	8	27548
	5001 to 15000	11	135395	97	1208576	108	1343971
	15001 to 25000	67	1311709	114	2140252	181	3451961
Medium	25001 to 50000	3	119509	3	92244	6	211753
	50001 to 75000	4	252956	2	108055	6	361011
Big	75001 to 99999	5	447729	0	0	5	447729
	100000 or more	13	3010696	0	0	13	3010696
	<b>Total</b>	<b>122</b>	<b>5303973</b>	<b>322</b>	<b>3701063</b>	<b>444</b>	<b>9005036</b>

Source: Annual Statement 2023-24

**Table No. 8.16**  
**Circulation Pattern of Punjabi Periodicals**

Category	Range	Daily, Bi/Tri Weekly		Others		Total	
		Number	Average Circulation	Number	Average Circulation	Number	Average Circulation
Small	0 to 2000	34	43088	62	76801	96	119889
	2001 to 5000	1	3600	12	46079	13	49679
	5001 to 15000	5	44027	12	99848	17	143875
	15001 to 25000	35	738445	15	282571	50	1021016
Medium	25001 to 50000	9	274888	0	0	9	274888
	50001 to 75000	4	235227	2	110974	6	346201
Big	75001 to 99999	2	175802	0	0	2	175802
	100000 or more	2	227018	0	0	2	227018
	<b>Total</b>	<b>92</b>	<b>1742095</b>	<b>103</b>	<b>616273</b>	<b>195</b>	<b>2358368</b>

Source: Annual Statement 2023-24

**Table No. 8.17**  
**Circulation Pattern of Sanskrit Periodicals**

Category	Range	Daily, Bi/Tri Weekly		Others		Total	
		Number	Average Circulation	Number	Average Circulation	Number	Average Circulation
Small	0 to 2000	4	6400	5	5118	9	11518
	2001 to 5000	0	0	1	3000	1	3000
	5001 to 15000	6	32957	5	29350	11	62307
	15001 to 25000	2	31300	1	15988	3	47288
Medium	25001 to 50000	0	0	0	0	0	0
	50001 to 75000	0	0	0	0	0	0
Big	75001 to 99999	0	0	0	0	0	0
	100000 or more	1	114671	0	0	1	114671
	<b>Total</b>	<b>13</b>	<b>185328</b>	<b>12</b>	<b>53456</b>	<b>25</b>	<b>238784</b>

Source: Annual Statement 2023-24



**Table No. 8.18**  
**Circulation Pattern of Santhali Periodicals**

Category	Range	Daily, Bi/Tri Weekly		Others		Total	
		Number	Average Circulation	Number	Average Circulation	Number	Average Circulation
Small	0 to 2000	0	0	2	2500	2	2500
	2001 to 5000	0	0	0	0	0	0
	5001 to 15000	0	0	0	0	0	0
	15001 to 25000	0	0	0	0	0	0
Medium	25001 to 50000	0	0	0	0	0	0
	50001 to 75000	0	0	0	0	0	0
Big	75001 to 99999	0	0	0	0	0	0
	100000 or more	0	0	0	0	0	0
	<b>Total</b>	<b>0</b>	<b>0</b>	<b>2</b>	<b>2500</b>	<b>2</b>	<b>2500</b>

Source: Annual Statement 2023-24

**Table No. 8.19**  
**Circulation Pattern of Sindhi Periodicals**

Category	Range	Daily, Bi/Tri Weekly		Others		Total	
		Number	Average Circulation	Number	Average Circulation	Number	Average Circulation
Small	0 to 2000	0	0	3	2239	3	2239
	2001 to 5000	2	6700	2	7350	4	14050
	5001 to 15000	0	0	1	5800	1	5800
	15001 to 25000	4	67190	2	32965	6	100155
Medium	25001 to 50000	2	81605	0	0	2	81605
	50001 to 75000	0	0	0	0	0	0
Big	75001 to 99999	0	0	0	0	0	0
	100000 or more	0	0	0	0	0	0
	<b>Total</b>	<b>8</b>	<b>155495</b>	<b>8</b>	<b>48354</b>	<b>16</b>	<b>203849</b>

Source: Annual Statement 2023-24

**Table No. 8.20**  
**Circulation Pattern of Tamil Periodicals**

Category	Range	Daily, Bi/Tri Weekly		Others		Total	
		Number	Average Circulation	Number	Average Circulation	Number	Average Circulation
Small	0 to 2000	85	107216	685	890212	770	997428
	2001 to 5000	16	53519	38	129174	54	182693
	5001 to 15000	39	351978	81	775825	120	1127803
	15001 to 25000	13	245477	29	553947	42	799424
Medium	25001 to 50000	17	635678	13	409522	30	1045200
	50001 to 75000	6	372927	10	600874	16	973801
Big	75001 to 99999	8	706524	0	0	8	706524
	100000 or more	14	2910868	1	332333	15	3243201
	<b>Total</b>	<b>198</b>	<b>5384187</b>	<b>857</b>	<b>3691887</b>	<b>1055</b>	<b>9076074</b>

Source: Annual Statement 2023-24



**Table No. 8.21**  
**Circulation Pattern of Telugu Periodicals**

Category	Range	Daily, Bi/Tri Weekly		Others		Total	
		Number	Average Circulation	Number	Average Circulation	Number	Average Circulation
Small	0 to 2000	357	573062	555	853867	912	1426929
	2001 to 5000	70	228096	286	894238	356	1122334
	5001 to 15000	428	3712710	445	3715779	873	7428489
	15001 to 25000	309	5673524	80	1487941	389	7161465
Medium	25001 to 50000	46	1545201	7	224859	53	1770060
	50001 to 75000	16	1000005	3	202581	19	1202586
Big	75001 to 99999	11	924617	1	82495	12	1007112
	100000 or more	9	1460403	0	0	9	1460403
	<b>Total</b>	<b>1246</b>	<b>15117618</b>	<b>1377</b>	<b>7461760</b>	<b>2623</b>	<b>22579378</b>

Source: Annual Statement 2023-24

**Table No. 8.22**  
**Circulation Pattern of Urdu Periodicals**

Category	Range	Daily, Bi/Tri Weekly		Others		Total	
		Number	Average Circulation	Number	Average Circulation	Number	Average Circulation
Small	0 to 2000	266	322584	240	310349	506	632933
	2001 to 5000	48	157284	87	268727	135	426011
	5001 to 15000	196	1385443	115	796169	311	2181612
	15001 to 25000	462	8086687	111	1912262	573	9998949
Medium	25001 to 50000	132	3858636	16	456892	148	4315528
	50001 to 75000	28	1715673	1	71538	29	1787211
Big	75001 to 99999	15	1297336	1	77661	16	1374997
	100000 or more	13	1617288	1	4338525	14	5955813
	<b>Total</b>	<b>1160</b>	<b>18440931</b>	<b>572</b>	<b>8232123</b>	<b>1732</b>	<b>26673054</b>

Source: Annual Statement 2023-24

**Table No. 8.23**  
**Circulation Pattern of English Periodicals**

Category	Range	Daily, Bi/Tri Weekly		Others		Total	
		Number	Average Circulation	Number	Average Circulation	Number	Average Circulation
Small	0 to 2000	182	178753	1065	843716	1247	1022469
	2001 to 5000	86	260573	221	702015	307	962588
	5001 to 15000	195	1590454	251	2147582	446	3738036
	15001 to 25000	316	6042606	133	2457637	449	8500243
Medium	25001 to 50000	76	2654672	56	1848571	132	4503243
	50001 to 75000	26	1550254	14	847095	40	2397349
Big	75001 to 99999	17	1495743	7	590023	24	2085766
	100000 or more	37	8833801	28	7482448	65	16316249
	<b>Total</b>	<b>935</b>	<b>22606856</b>	<b>1775</b>	<b>16919087</b>	<b>2710</b>	<b>39525943</b>

Source: Annual Statement 2023-24



**Table No. 8.24**  
**Circulation Pattern of Bilingual Periodicals**

Category	Range	Daily, Bi/Tri Weekly		Others		Total	
		Number	Average Circulation	Number	Average Circulation	Number	Average Circulation
Small	0 to 2000	50	51410	835	955633	885	1007043
	2001 to 5000	27	88820	250	809902	277	898722
	5001 to 15000	49	384632	301	2470466	350	2855098
	15001 to 25000	51	923723	90	1545271	141	2468994
Medium	25001 to 50000	11	353484	20	628412	31	981896
	50001 to 75000	3	166082	3	217381	6	383463
Big	75001 to 99999	3	268497	1	80063	4	348560
	100000 or more	4	680144	2	990267	6	1670411
	<b>Total</b>	<b>198</b>	<b>2916792</b>	<b>1502</b>	<b>7697395</b>	<b>1700</b>	<b>10614187</b>

Source: Annual Statement 2023-24

**Table No. 8.25**  
**Circulation Pattern of Multilingual Periodicals**

Category	Range	Daily, Bi/Tri Weekly		Others		Total	
		Number	Average Circulation	Number	Average Circulation	Number	Average Circulation
Small	0 to 2000	12	13175	119	142004	131	155179
	2001 to 5000	3	12400	19	60854	22	73254
	5001 to 15000	6	45100	33	279799	39	324899
	15001 to 25000	4	70614	8	143603	12	214217
Medium	25001 to 50000	0	0	0	0	0	0
	50001 to 75000	0	0	0	0	0	0
Big	75001 to 99999	0	0	1	92750	1	92750
	100000 or more	1	115500	0	0	1	115500
	<b>Total</b>	<b>26</b>	<b>256789</b>	<b>180</b>	<b>719010</b>	<b>206</b>	<b>975799</b>

Source: Annual Statement 2023-24

**Table No. 8.26**  
**Circulation Pattern of Others Periodicals**

Category	Range	Daily, Bi/Tri Weekly		Others		Total	
		Number	Average Circulation	Number	Average Circulation	Number	Average Circulation
Small	0 to 2000	3	800	6	6364	9	7164
	2001 to 5000	1	4060	1	2400	2	6460
	5001 to 15000	1	5500	6	32600	7	38100
	15001 to 25000	0	0	5	85745	5	85745
Medium	25001 to 50000	0	0	1	25249	1	25249
	50001 to 75000	0	0	0	0	0	0
Big	75001 to 99999	0	0	0	0	0	0
	100000 or more	0	0	0	0	0	0
	<b>Total</b>	<b>5</b>	<b>10360</b>	<b>19</b>	<b>152358</b>	<b>24</b>	<b>162718</b>

Source: Annual Statement 2023-24



# **PRESS IN STATES AND UNION TERRITORIES**

---



кралството на кристалния черет от  
... Някои фенове вече се

...



случи  
конку  
в безп.

# PRESS IN STATES AND UNION TERRITORIES

- 9.1.1.** The Indian Press spread over 28 States and 8 Union Territories, has shown upward trend in terms of registered periodicals, both at National as well as Regional levels. This growth underscores the significant role of print media in India's communication landscape, which is evident from the statistical data collected over the years.
- 9.1.2.** The Annual Statements received online from the publishers for the year 2023-24 indicate that Madhya Pradesh secured the top position in filing Annual Statements with 6,506 periodicals, followed by Uttar Pradesh with 6,262 and Maharashtra with 4,557 periodicals. (Chapter 3, Table 3.2)
- 9.1.3.** The total number of registered periodicals across all States and Union Territories increased to 1,51,474.
- 9.1.4.** As far as the registered periodicals are concerned, Uttar Pradesh continued to be the largest publisher with 22,257 periodicals followed by Maharashtra with 20,999 and Delhi with 16525. (Chapter 2, Table 2.4)
- 9.1.5.** Delhi brought out periodicals in 15 languages followed by Uttarakhand in 13 languages; Maharashtra & Tamil Nadu in 12 languages each; Kerala and Gujarat in 10 languages each ; West Bengal and Karnataka in 8 languages each, Uttar Pradesh, Madhya Pradesh and Andhra Pradesh in 6 languages each, Rajasthan and Puducherry in 5 languages each; listed in the Eighth Schedule of the Indian Constitution (excluding English). (Table 3.3)
- 9.1.6** As many as 36,358 periodicals filed their Annual Statements online for the year 2023-24, marking an increase of 7.11 percent as compared to last year. Circulation-wise, the press in Uttar

Pradesh retained its top position with a combined circulation of 7,07,81,436 copies per publishing day, followed by Madhya Pradesh with 5,48,43,724 copies and Maharashtra with 4,67,29,885. (Chapter 4, Table 4.3)

- 9.1.7.** A list of 'Big', 'Medium' and 'Small' periodicals in each State and Union Territory with their claimed circulation is given in Appendix I. An analysis of the status of the Press in various States and Union Territories along with their circulation is given as under:

Note: Population and literacy data are sourced from the Provisional Census 2011 available at [www.censusindia.gov.in](http://www.censusindia.gov.in).

## 1. ANDAMAN & NICOBAR ISLANDS

**CAPITAL** : Port Blair  
**POPULATION** : 3,79,944 (2011)  
**LITERACY** : 86.27% (2011)

### Registered Periodicals

- 9.2.1.** No new registration was done during 2023-24. Total number of registered periodicals were 112, comprising of 29 Dailies; 32 Weeklies; 29 Fortnightlies; 18 Monthlies; 3 Quarterlies; and 1 Other. (Table 9.1a)
- 9.2.2.** Out of the total 112 registered periodicals, only 16 periodicals filed their Annual Statements for 2023-24 comprising of 9 Dailies, 6 Weeklies, and 1 Fortnightly. (Table 9.1b)

### Circulation

- 9.2.3** Total claimed circulation was 85,426 copies per publishing day. English Press remained the largest with 32,394 claimed copies followed by Hindi 31,960 copies. (Table 9.1b)



## Leading Periodicals

9.2.4 As per the Annual Statement filed by the publisher in 2023-24, "Today Times", an

English Daily from Port Blair had a claimed circulation of 15,150 copies per publishing day.

**Table No.9.1(a)**  
**Total Number of Registered Periodicals as on 31.03.2024**  
(Language & Periodicity-wise)

### ANDAMAN & NICOBAR ISLANDS

S. No.	Language	Daily	Bi/Tri-Weekly	Weekly	Fortnightly	Monthly	Quarterly	Annuals	Others	Total
1	Bengali	1	0	2	2	3	1	0	0	9
2	Hindi	9	0	4	3	1	1	0	1	19
3	Malayalam	0	0	0	1	0	0	0	0	1
4	Tamil	1	0	5	4	4	0	0	0	14
5	Telugu	0	0	0	1	0	0	0	0	1
6	Urdu	1	0	0	0	0	0	0	0	1
7	English	16	0	14	15	9	1	0	0	55
8	Bilingual	1	0	7	2	1	0	0	0	11
9	Multilingual	0	0	0	1	0	0	0	0	1
	<b>Total</b>	<b>29</b>	<b>0</b>	<b>32</b>	<b>29</b>	<b>18</b>	<b>3</b>	<b>0</b>	<b>1</b>	<b>112</b>

Source : PRGI Registration Data

**Table No.9.1(b)**  
**Circulation of Periodicals**  
(Language & Periodicity-wise)

### ANDAMAN & NICOBAR ISLANDS

S. No.	Language	Daily		Weekly		Fortnightly		Monthly		Quarterly		Annual		Others		Total	
		Number	Average Circulation	Number	Average Circulation	Number	Average Circulation	Number	Average Circulation	Number	Average Circulation	Number	Average Circulation	Number	Average Circulation	Number	Average Circulation
1	Bengali	1	11414	0	0	0	0	0	0	0	0	0	0	0	0	1	11414
2	Hindi	4	31260	1	700	0	0	0	0	0	0	0	0	0	0	5	31960
3	Urdu	1	7650	0	0	0	0	0	0	0	0	0	0	0	0	1	7650
4	English	3	28711	3	3683	0	0	0	0	0	0	0	0	0	0	6	32394
5	Bilingual	0	0	2	1500	1	508	0	0	0	0	0	0	0	0	3	2008
	<b>Total</b>	<b>9</b>	<b>79035</b>	<b>6</b>	<b>5883</b>	<b>1</b>	<b>508</b>	<b>0</b>	<b>0</b>	<b>0</b>	<b>0</b>	<b>0</b>	<b>0</b>	<b>0</b>	<b>0</b>	<b>16</b>	<b>85426</b>

Source: Annual Statement 2023-2024

## 2. ANDHRA PRADESH

**CAPITAL** : Hyderabad  
**POPULATION** : 4,93,86,799 (2011)  
**LITERACY** : 67.41% (2011)

has gone up to 6,035 comprising of 1,749 Dailies; 9 Tri-Bi-weeklies; 835 Weeklies; 633 Fortnightlies; 2,534 Monthlies; 116 Quarterlies; 36 Annuals; and 123 Others. (Table 9.2a)

### Registered Periodicals

9.3.1. A total number of 82 new periodicals were added during 2023-24. Thus, the total number of registered periodicals

9.3.2. Annual Statements were received from 2,240 periodicals, i.e., 1,017 Dailies; 224 Weeklies; 163 Fortnightlies; 812 Monthlies;



10 Quarterlies; 1 Annual; and 13 Others.  
(Table 9.2b)

### Leading Periodicals

#### Circulation

**9.3.3.** Data received from 2,240 periodicals claimed a total circulation of 1,62,25,877 copies per publishing day. Language-wise, Telugu periodicals had the major share in the total claimed circulation consisting of 1,37,20,869 copies per publishing day. (Table 9.2b)

**9.3.4** As per the Annual Statement filed by the publishers in 2023-24, "EENADU" a Telugu/Daily from Rangareddy, had a claimed circulation of 3,40,498 copies per publishing day.

**Table No.9.2(a)**  
**Total Number of Registered Periodicals as on 31.03.2024**  
(Language & Periodicity-wise)

#### ANDHRA PRADESH

S. No.	Language	Daily	Bi/Tri-Weekly	Weekly	Fortnightly	Monthly	Quarterly	Annuals	Others	Total
1	Bengali	0	0	1	1	2	0	0	1	5
2	Gujarati	0	0	2	0	0	0	0	0	2
3	Hindi	19	0	31	13	25	2	0	1	91
4	Kannada	1	0	1	1	9	0	0	0	12
5	Konkani	0	0	0	0	1	0	0	0	1
6	Malayalam	0	0	0	0	1	0	0	0	1
7	Marathi	1	0	1	2	3	1	0	0	8
8	Odia	1	0	1	2	4	2	0	1	11
9	Punjabi	0	0	1	1	0	0	0	1	3
10	Sanskrit	0	0	0	1	2	0	0	0	3
11	Tamil	4	0	6	0	9	0	0	0	19
12	Telugu	1434	7	575	528	1963	33	1	63	4604
13	Urdu	76	0	87	10	39	3	0	0	215
14	English	186	0	69	36	213	50	4	24	582
15	Bilingual	23	2	50	35	225	16	5	23	379
16	Multilingual	4	0	7	3	36	8	17	8	83
17	Others	0	0	3	0	2	1	9	1	16
	<b>Total</b>	<b>1749</b>	<b>9</b>	<b>835</b>	<b>633</b>	<b>2534</b>	<b>116</b>	<b>36</b>	<b>123</b>	<b>6035</b>

Source: PRGI Registration Data



**Table No.9.2 (b)**  
**Circulation of Periodicals**  
(Language & Periodicity-wise)

**ANDHRA PRADESH**

S. No.	Language	Daily		Weekly		Fortnightly		Monthly		Quarterly		Annual		Others		Total	
		Number	Average Circulation	Number	Average Circulation	Number	Average Circulation	Number	Average Circulation	Number	Average Circulation	Number	Average Circulation	Number	Average Circulation	Number	Average Circulation
1	Hindi	6	95300	1	1000	2	19000	3	17264	0	0	0	0	0	0	12	132564
2	Kannada	0	0	0	0	0	0	2	23910	0	0	0	0	0	0	2	23910
3	Telugu	861	8947990	172	780906	153	650731	721	3308092	5	10150	0	0	9	23000	1921	13720869
4	Urdu	36	357386	29	100400	1	17000	4	20550	0	0	0	0	0	0	70	495336
5	English	98	1049138	15	66430	5	20700	35	202125	5	2368	1	45000	0	0	159	1385761
6	Bilingual	16	127733	6	54000	2	29500	41	193078	0	0	0	0	3	5150	68	409461
7	Multilingual	0	0	1	1975	0	0	4	25198	0	0	0	0	1	1800	6	28973
8	Others	0	0	0	0	0	0	2	29003	0	0	0	0	0	0	2	29003
	<b>Total</b>	<b>1017</b>	<b>10577547</b>	<b>224</b>	<b>1004711</b>	<b>163</b>	<b>736931</b>	<b>812</b>	<b>3819220</b>	<b>10</b>	<b>12518</b>	<b>1</b>	<b>45000</b>	<b>13</b>	<b>29950</b>	<b>2240</b>	<b>16225877</b>

Source: Annual Statement 2023-24

### 3. ARUNACHAL PRADESH

**CAPITAL** : Itanagar  
**POPULATION** : 1,382,611 (2011)  
**LITERACY** : 69.95% (2011)

#### Registered Periodicals

**9.4.1.** No new registration was done during 2023-24. Total number of periodicals remained 33, comprising of 17 Dailies; 1 Bi/Tri-weekly; 8 Weeklies; 1 Fortnightly; 5

Monthlies; and 1 Annual. (Table 9.3a)

**9.4.2.** Only 11 periodicals submitted their Annual Statements for 2023-24, which included 9 in English and 2 in Hindi. Their combined claimed circulation figure was 2,29,707 copies per publishing day. (Table 9.3b)

#### Leading Periodicals

**9.4.3.** As per the Annual Statement filed by the publishers in 2023-24, "THE DAWNLIT POST", an English Daily, had a claimed circulation 38,605 copies per publishing day.

**Table No.9.3(a)**  
**Total Number of Registered Periodicals as on 31.03.2024**  
(Language & Periodicity-wise)

**ARUNACHAL PRADESH**

S. No.	Language	Daily	Bi/Tri-Weekly	Weekly	Fortnightly	Monthly	Quarterly	Annuals	Others	Total
1	Hindi	2	0	1	0	0	0	0	0	3
2	English	15	1	6	1	5	0	1	0	29
3	Others	0	0	1	0	0	0	0	0	1
	<b>Total</b>	<b>17</b>	<b>1</b>	<b>8</b>	<b>1</b>	<b>5</b>	<b>0</b>	<b>1</b>	<b>0</b>	<b>33</b>

Source: PRGI Registration Data



**Table No.9.3(b)**  
**Circulation of Periodicals**  
(Language & Periodicity-wise)

**ARUNACHAL PRADESH**

S. No.	Language	Daily		Weekly		Fortnightly		Monthly		Quarterly		Annual		Others		Total	
		Number	Average Circulation	Number	Average Circulation	Number	Average Circulation	Number	Average Circulation	Number	Average Circulation	Number	Average Circulation	Number	Average Circulation	Number	Average Circulation
1	Hindi	2	31500	0	0	0	0	0	0	0	0	0	0	0	0	2	31500
2	English	8	198166	1	41	0	0	0	0	0	0	0	0	0	0	9	198207
	<b>Total</b>	<b>10</b>	<b>229666</b>	<b>1</b>	<b>41</b>	<b>0</b>	<b>0</b>	<b>0</b>	<b>0</b>	<b>0</b>	<b>0</b>	<b>0</b>	<b>0</b>	<b>0</b>	<b>0</b>	<b>11</b>	<b>229707</b>

Source: Annual Statement 2023-2024

#### 4. ASSAM

**CAPITAL** : Dispur  
**POPULATION** : 3,11,69,272 (2011)  
**LITERACY** : 73.18% (2011)

filed Annual Statements, followed by 32 English, 21 Bengali and 12 Hindi. (Table 9.4b)

##### Registered Periodicals

**9.5.1.** 9 new periodicals were registered during 2023-24. Thus, the number of total registered periodicals has increased to 906 comprising of 169 Dailies; 25 Bi/Tri-weeklies; 282 Weeklies; 98 Fortnightlies; 222 Monthlies; 52 Quarterlies; 25 Annuals; and 33 Others. (Table 9.4a)

**9.5.2.** In Assam, out of 906 registered periodicals, as many as 136 periodicals filed their Annual Statements online in 2023-24. Among them, 72 were Dailies; 40 Weeklies; 2 Fortnightlies; 17 Monthlies; Nil Quarterly and 5 of other periodicities. Language-wise, 63 Assamese periodicals

##### Circulation

**9.5.3.** Annual Statements were submitted by 136 periodicals claiming a total circulation of 20,64,119 copies per publishing day. Dailies accounted for the majority of this circulation, with 14,87,484 copies per publishing day. Among different language groups, the Assamese press recorded the highest circulation, totaling 7,90,582 copies per publishing day (Table 9.4b).

##### Leading Periodical

**9.5.4.** As per the Annual Statement filed by the publishers in 2023-24, "AGRADOOT PASEKIA" in Assamese/Weekly from Darrang, had a claimed circulation 66,275 copies per publishing day.



Source : AI Generated



**Table No.9.4(a)**  
**Total Number of Registered Periodicals as on 31.03.2024**  
(Language & Periodicity-wise)

**ASSAM**

S. No.	Language	Daily	Bi/Tri-Weekly	Weekly	Fortnightly	Monthly	Quarterly	Annuals	Others	Total
1	Assamese	62	9	132	54	125	23	4	18	427
2	Bengali	21	7	86	20	23	6	4	4	171
3	Bodo	4	1	4	1	4	1	0	1	16
4	Hindi	18	1	10	1	5	1	0	0	36
5	Maithili	0	0	0	0	0	1	0	0	1
6	Manipuri	0	0	4	0	2	6	0	1	13
7	Nepali	1	0	2	0	2	0	0	0	5
8	Urdu	7	0	1	0	0	0	0	0	8
9	English	44	5	26	14	37	7	10	4	147
10	Bilingual	2	1	6	8	13	6	4	4	44
11	Multilingual	2	1	5	0	7	1	3	1	20
12	Others	8	0	6	0	4	0	0	0	18
	<b>Total</b>	<b>169</b>	<b>25</b>	<b>282</b>	<b>98</b>	<b>222</b>	<b>52</b>	<b>25</b>	<b>33</b>	<b>906</b>

Source: PRGI Registration Data

**Table No. 9.4(b)**  
**Circulation of Periodicals**  
(Language & Periodicity – wise)

**ASSAM**

S. No.	Language	Daily		Weekly		Fortnightly		Monthly		Quarterly		Annual		Others		Total	
		Number	Average Circulation	Number	Average Circulation	Number	Average Circulation	Number	Average Circulation	Number	Average Circulation	Number	Average Circulation	Number	Average Circulation	Number	Average Circulation
1	Assamese	26	455701	22	275395	1	13863	13	42865	0	0	0	0	1	2758	63	790582
2	Bengali	8	244720	10	99605	1	15350	0	0	0	0	0	0	2	23650	21	383325
3	Bodo	0	0	0	0	0	0	0	0	0	0	0	0	0	0	0	0
4	Hindi	12	211950	0	0	0	0	0	0	0	0	0	0	0	0	12	211950
5	Manipuri	0	0	0	0	0	0	0	0	0	0	0	0	0	0	0	0
6	Urdu	4	82230	0	0	0	0	0	0	0	0	0	0	0	0	4	82230
7	English	22	492883	7	57417	0	0	2	3471	0	0	0	0	1	18941	32	572712
8	Bilingual	0	0	1	1900	0	0	1	1500	0	0	0	0	0	0	2	3400
9	Multilingual	0	0	0	0	0	0	1	1500	0	0	0	0	1	18420	2	19920
	<b>Total</b>	<b>72</b>	<b>1487484</b>	<b>40</b>	<b>434317</b>	<b>2</b>	<b>29213</b>	<b>17</b>	<b>49336</b>	<b>0</b>	<b>0</b>	<b>0</b>	<b>0</b>	<b>5</b>	<b>63769</b>	<b>136</b>	<b>2064119</b>

Source: Annual Statement 2023-2024

## 5. BIHAR

**CAPITAL** : Patna  
**POPULATION** : 103,804,637 (2011)  
**LITERACY** : 63.82 % (2011)

### Registered Periodicals

**9.6.1.** 21 new periodicals were added in the registration record of the State during

2023-24. Now, there are 2,227 registered periodicals in the state comprising of 608 Dailies; 28 Tri-Bi-weeklies; 741 Weeklies; 196 Fortnightlies; 472 Monthlies; 118 Quarterlies; 9 Annuals; and 55 Others. (Table 9.5a)

**9.6.2.** In Bihar, 251 registered periodicals submitted their Annual Statements



online for 2023-24, including 188 Dailies. Among the periodicals, 22 were Weeklies; 32 Monthlies; 06 Fortnightlies and 2 Quarterlies. Language-wise, as many as 123 periodicals were brought out in Hindi followed by 100 in Urdu. (Table 9.5b)

Dailies was 72,30,316 copies followed by the Monthlies with 3,69,650 copies per publishing day. The share of Hindi periodicals was 45,79,935 copies per publishing day. (Table 9.5b)

### Circulation

**9.6.3.** Circulation claimed by the 251 periodicals, accounted for 78,73,793 copies per publishing day in 2023-24. The share of

### Leading Periodicals

**9.6.4.** As per the Annual Statement filed by the publishers in 2023-24, "Hindustan", a Hindi/Daily from Patna, had a claimed circulation of 2,93,192 copies per publishing day.

**Table No.9.5(a)**  
**Total Number of Registered Periodicals as on 31.03.2024**  
(Language & Periodicity-wise)

#### BIHAR

S. No.	Language	Daily	Bi/Tri-Weekly	Weekly	Fortnightly	Monthly	Quarterly	Annuals	Others	Total
1	Bengali	0	0	0	1	2	1	0	0	4
2	Hindi	412	27	613	164	374	72	3	21	1686
3	Maithili	5	0	2	2	1	2	0	2	14
4	Punjabi	0	0	1	0	0	1	0	0	2
5	Sanskrit	0	0	1	0	1	2	0	1	5
6	Urdu	168	1	85	13	23	9	0	3	302
7	English	18	0	27	11	31	10	2	17	116
8	Bilingual	2	0	8	2	32	14	1	10	69
9	Multilingual	1	0	0	1	3	4	1	1	11
10	Others	2	0	4	2	5	3	2	0	18
	<b>Total</b>	<b>608</b>	<b>28</b>	<b>741</b>	<b>196</b>	<b>472</b>	<b>118</b>	<b>9</b>	<b>55</b>	<b>2227</b>

Source: PRGI Registration Data

**Table No.9.5(b)**  
**Circulation of Periodicals**  
(Language & Periodicity-wise)

#### BIHAR

S. No.	Language	Daily		Weekly		Fortnightly		Monthly		Quarterly		Annual		Others		Total	
		Number	Average Circulation	Number	Average Circulation	Number	Average Circulation	Number	Average Circulation	Number	Average Circulation	Number	Average Circulation	Number	Average Circulation	Number	Average Circulation
1	Hindi	78	4042053	14	154833	4	42649	26	338900	1	1500	0	0	0	0	123	4579935
2	Maithili	0	0	0	0	1	200	0	0	0	0	0	0	0	0	1	200
3	Sanskrit	0	0	1	6750	0	0	0	0	0	0	0	0	0	0	1	6750
4	Urdu	98	2879750	1	17200	0	0	1	1950	0	0	0	0	0	0	100	2898900
5	English	11	306913	4	44245	0	0	1	1000	1	1000	0	0	1	350	18	353508
6	Bilingual	0	0	2	3300	1	1800	4	27800	0	0	0	0	0	0	7	32900
7	Multilingual	1	1600	0	0	0	0	0	0	0	0	0	0	0	0	1	1600
	<b>Total</b>	<b>188</b>	<b>7230316</b>	<b>22</b>	<b>226328</b>	<b>6</b>	<b>44649</b>	<b>32</b>	<b>369650</b>	<b>2</b>	<b>2500</b>	<b>0</b>	<b>0</b>	<b>1</b>	<b>350</b>	<b>251</b>	<b>7873793</b>

Source: Annual Statement 2023-2024



## 6. CHANDIGARH

**CAPITAL** : Chandigarh  
**POPULATION** : 1,054,686 (2011)  
**LITERACY** : 86.43 % (2011)

### Registered Periodicals

- 9.7.1.** Only 7 new periodicals were registered in the UT of Chandigarh during 2023-24. The number of registered periodicals from Chandigarh has, therefore, risen to 657 in 2023-24. These include 102 Dailies; 1 Tri-Bi-weekly; 162 Weeklies; 42 Fortnightlies; 236 Monthlies; 54 Quarterlies; 13 Annuals; and 47 of other periodicities. (Table 9.6a)
- 9.7.2.** Out of 657, only 85 periodicals from the UT Chandigarh submitted their Annual Statements for 2023-24. These were from 60 Dailies, 18 Weeklies, and 6 Monthlies. Maximum number of periodicals were

being brought out in English (35) and Hindi (35) followed by Punjabi (10). (Table 9.6b)

### Circulation

- 9.7.3.** Total claimed circulation was 20,55,275 copies per publishing day. Dailies accounted for 17,25,519 copies per publishing day, followed by Weeklies with 3,20,731. Language-wise, Hindi periodicals were at top with total circulation of 10,59,497 copies per publishing day followed by English with 6,68,016 copies per publishing day. (Table 9.6b)

### Leading Periodicals

- 9.7.4.** As per the Annual Statement filed by the publishers in 2023-24, "Jag Marg", a Hindi/Daily from Chandigarh had a claimed circulation of 1,45,049 copies per publishing day.

**Table No.9.6(a)**  
**Total Number of Registered Periodicals as on 31.03.2024**  
(Language & Periodicity-wise)

#### CHANDIGARH

S. No.	Language	Daily	Bi/Tri-Weekly	Weekly	Fortnightly	Monthly	Quarterly	Annuals	Others	Total
1	Hindi	48	0	44	11	38	5	1	4	151
2	Punjabi	17	0	26	7	28	5	0	1	84
3	Urdu	1	0	9	0	5	0	0	0	15
4	English	34	1	61	19	122	31	7	28	303
5	Bilingual	1	0	15	3	30	6	0	4	59
6	Multilingual	1	0	7	2	12	7	4	10	43
7	Others	0	0	0	0	1	0	1	0	2
	<b>Total</b>	<b>102</b>	<b>1</b>	<b>162</b>	<b>42</b>	<b>236</b>	<b>54</b>	<b>13</b>	<b>47</b>	<b>657</b>

Source: PRGI Registration Data

**Table No.9.6(b)**  
**Circulation of Periodicals**  
(Language & Periodicity-wise)

#### CHANDIGARH

S. No.	Language	Daily		Weekly		Fortnightly		Monthly		Quarterly		Annual		Others		Total	
		Number	Average Circulation	Number	Average Circulation	Number	Average Circulation	Number	Average Circulation	Number	Average Circulation	Number	Average Circulation	Number	Average Circulation	Number	Average Circulation
1	Hindi	30	986811	5	72686	0	0	0	0	0	0	0	0	0	0	35	1059497
2	Punjabi	10	239706	0	0	0	0	0	0	0	0	0	0	0	0	10	239706
3	English	19	498259	11	164482	0	0	4	5275	0	0	0	0	1	0	35	668016
6	Bilingual	0	0	2	83563	0	0	0	0	0	0	0	0	0	0	2	83563
7	Multilingual	0	0	0	0	0	0	2	3750	0	0	0	0	0	0	2	3750
8	Others	1	743	0	0	0	0	0	0	0	0	0	0	0	0	1	743
	<b>Total</b>	<b>60</b>	<b>1725519</b>	<b>18</b>	<b>320731</b>	<b>0</b>	<b>0</b>	<b>6</b>	<b>9025</b>	<b>0</b>	<b>0</b>	<b>0</b>	<b>0</b>	<b>1</b>	<b>0</b>	<b>85</b>	<b>2055275</b>

Source: Annual Statement 2023-24



## 7. CHHATTISGARH

**CAPITAL** : Raipur  
**POPULATION** : 2,55,40,196 (2011)  
**LITERACY** : 71.04 % (2011)

### Registered Periodicals

- 9.8.1.** 58 new periodicals were added in the list of registration record of the state during 2023-24. With this, the total number of Periodicals in the state has gone up to 1,947 comprising 371 Dailies; 1 Tri-Bi-weekly; 669 Weeklies; 129 Fortnightlies; 634 Monthlies; 101 Quarterlies; 10 Annuals; and 32 of Others. (Table 9.7a)
- 9.8.2.** In total, 638 periodicals submitted their Annual Statements for 2023-24, i.e., 197 Dailies; 126 Weeklies; 32 Fortnightlies; 265 Monthlies; 11 Quarterlies; 1 Annual; and 6 Others. Language-wise, 583 periodicals were published in Hindi, 14

in English, 7 in Urdu and 32 were in Bi-lingual. (Table 9.7b)

### Circulation

- 9.8.3.** The total circulation claimed by 638 periodicals was 66,75,545 copies per publishing day. Dailies were at the top with 49,43,653 copies per publishing day followed by Monthlies with 9,66,577 and weeklies with 6,63,627 copies per publishing day. Language-wise, Hindi press accounted for 62,85,006 copies per publishing day. (Table 9.7b)

### Leading Periodicals

- 9.8.4.** As per the Annual Statement filed by the publishers in 2023-24 "NAVBHARAT" a Hindi/Daily from Raipur, had a claimed circulation of 3,64,958 copies per publishing day.

**Table No.9.7(a)**  
**Total Number of Registered Periodicals as on 31.03.2024**  
(Language & periodicity-wise)

### CHHATTISGARH

S. No.	Language	Daily	Bi/Tri-Weekly	Weekly	Fortnightly	Monthly	Quarterly	Annuals	Others	Total
1	Bengali	0	0	1	0	0	0	1	0	2
2	Hindi	341	0	641	123	556	78	4	24	1767
3	Kannada	0	0	1	0	0	0	0	0	1
4	Malayalam	0	0	0	0	1	0	0	0	1
5	Sindhi	0	0	0	0	1	0	0	0	1
6	Urdu	11	0	1	0	0	1	0	0	13
7	English	9	1	10	0	14	6	1	3	44
8	Bilingual	8	0	12	6	55	16	2	2	101
9	Multilingual	2	0	1	0	3	0	2	1	9
10	Others	0	0	2	0	4	0	0	2	8
	<b>Total</b>	<b>371</b>	<b>1</b>	<b>669</b>	<b>129</b>	<b>634</b>	<b>101</b>	<b>10</b>	<b>32</b>	<b>1947</b>

Source: PRGI Registration Data



**Table No.9.7(b)**  
**Circulation of Periodicals**  
(Language & Periodicity-wise)

**CHHATTISGARH**

S. No.	Language	Daily		Weekly		Fortnightly		Monthly		Quarterly		Annual		Others		Total	
		Number	Average Circulation	Number	Average Circulation	Number	Average Circulation	Number	Average Circulation	Number	Average Circulation	Number	Average Circulation	Number	Average Circulation	Number	Average Circulation
1	Hindi	179	4683439	123	645035	29	58233	238	879641	8	9858	1	1000	5	7800	583	6285006
2	Urdu	7	116104	0	0	0	0	0	0	0	0	0	0	0	0	7	116104
3	English	9	137710	2	17092	0	0	2	4800	0	0	0	0	1	8012	14	167614
4	Bilingual	2	6400	1	1500	3	14800	23	79501	3	1985	0	0	0	0	32	104186
5	Multilingual	0	0	0	0	0	0	1	800	0	0	0	0	0	0	1	800
6	Others	0	0	0	0	0	0	1	1835	0	0	0	0	0	0	1	1835
	<b>Total</b>	<b>197</b>	<b>4943653</b>	<b>126</b>	<b>663627</b>	<b>32</b>	<b>73033</b>	<b>265</b>	<b>966577</b>	<b>11</b>	<b>11843</b>	<b>1</b>	<b>1000</b>	<b>6</b>	<b>15812</b>	<b>638</b>	<b>6675545</b>

Source: Annual Statement 2023-24

## 8. DADRA & NAGAR HAVELI AND DAMAN & DIU

### Registered Periodicals

- 9.9.1.** No new registrations of periodicals were done in the UT during 2023-24. (Table 9.8a)
- 9.9.2.** Out of 57 registered periodicals, as many as 38 periodicals submitted their Annual Statements for 2023-24, which included 23 Dailies, 7 Weeklies, 4 Fortnightlies and 4 Monthlies. The total circulation of these 38 periodicals was 2,61,649

copies per publishing day. Language-wise, the circulation of Gujarati periodicals was 1,00,895 copies per publishing day followed by Hindi with 80,728 and English with 58,086 copies per publishing day. (Table 9.8b)

### Leading Periodicals

- 9.9.3.** "VARTAMAN PRAVAH", a Gujarati/Daily from Dadra & Nagar Haveli, had a claimed circulation of 24,318 copies per publishing day, in their submitted Annual Statement for the year 2023-24.

**Table No.9.8(a)**  
**Total Number of Registered Periodicals as on 31.03.2024**  
(Language & periodicity-wise)

**DADRA & NAGAR HAVELI AND DAMAN & DIU**

S. No.	Language	Daily	Bi/Tri-Weekly	Weekly	Fortnightly	Monthly	Quarterly	Annuals	Others	Total
1	Gujarati	11	0	2	0	0	0	0	0	13
2	Hindi	14	0	8	5	1	0	0	0	28
3	Marathi	1	0	0	0	0	0	0	0	1
4	Sanskrit	1	0	0	0	0	0	0	0	1
5	English	3	0	1	4	1	0	0	0	9
6	Bilingual	1	0	0	1	1	0	0	0	3
7	Multilingual	0	0	1	0	1	0	0	0	2
	<b>Total</b>	<b>31</b>	<b>0</b>	<b>12</b>	<b>10</b>	<b>4</b>	<b>0</b>	<b>0</b>	<b>0</b>	<b>57</b>

Source: PRGI Registration Data



**Table No.9.8(b)**  
**Circulation of Periodicals**  
(Language & Periodicity-wise)

**DADRA & NAGAR HAVELI AND DAMAN & DIU**

S. No.	Language	Daily		Weekly		Fortnightly		Monthly		Quarterly		Annual		Others		Total	
		Number	Average Circulation	Number	Average Circulation	Number	Average Circulation	Number	Average Circulation	Number	Average Circulation	Number	Average Circulation	Number	Average Circulation	Number	Average Circulation
1	Gujarati	8	95895	1	5000	0	0	0	0	0	0	0	0	0	0	9	100895
2	Hindi	10	49861	6	19950	2	7917	1	3000	0	0	0	0	0	0	19	80728
3	Marathi	1	1540	0	0	0	0	0	0	0	0	0	0	0	0	1	1540
4	English	2	24561	0	0	2	17675	1	15850	0	0	0	0	0	0	5	58086
5	Bilingual	1	15800	0	0	0	0	1	1500	0	0	0	0	0	0	2	17300
6	Multilingual	0	0	0	0	0	0	1	1500	0	0	0	0	0	0	1	1500
	Others	1	1600	0	0	0	0	0	0	0	0	0	0	0	0	1	1600
	<b>Total</b>	<b>23</b>	<b>189257</b>	<b>7</b>	<b>24950</b>	<b>4</b>	<b>25592</b>	<b>4</b>	<b>21850</b>	<b>0</b>	<b>0</b>	<b>0</b>	<b>0</b>	<b>0</b>	<b>0</b>	<b>38</b>	<b>261649</b>

Source: Annual Statement 2023-24

## 9. DELHI

**CAPITAL** : Delhi  
**POPULATION** : 1,67,53,235 (2011)  
**LITERACY** : 86.34 % (2011)

Others. 1,052 Hindi periodicals submitted their Annual Statements, followed by 476 English, 172 Urdu and 32 Punjabi periodicals. (Table 9.9b)

### Registered Periodicals

**9.10.1** As many as 69 new periodicals were registered during 2023-24. The total number of registered periodicals has gone up to 16,525 comprising 1,331 Dailies; 82 Tri/Bi-weeklies; 3046 Weeklies; 1,859 Fortnightlies; 7,147 Monthlies; 1,641 Quarterlies; 301 Annuals; and 1,118 of others. (Table 9.9a)

**9.10.2.** Periodicals in the Capital are published in all the major languages mentioned in the Indian Constitution.

**9.10.3.** Annual Statements were filed online by 1,956 periodicals for 2023-24. These included 551 Dailies; 437 Weeklies; 218 Fortnightlies; 596 Monthlies; 75 Quarterlies; 14 Annuals and rest 65 of

### Circulation

**9.10.4.** Claimed circulation of these 1,956 periodicals totalled 2,49,62,057 copies per publishing day. Dailies accounted for 1,38,86,253 copies; Weeklies 59,34,100 copies; Monthlies 34,43,640 copies; and Fortnightlies 13,08,185 copies per publishing day. Circulation of Hindi periodicals was the highest with 1,24,31,172 copies followed by English with 82,91,174 copies per publishing day. (Table 9.9b)

### Leading Periodical

**9.10.5.** As per the Annual Statement filed by the publishers in 2023-24 "Hindustan Times", an English/Daily published from New Delhi, had a claimed circulation of 6,74,555 copies per publishing day.



**Table No.9.9 (a)**  
**Total Number of Registered Periodicals as on 31.03.2024**  
(Language & Periodicity-wise)

**DELHI**

S. No.	Language	Daily	Bi/Tri-Weekly	Weekly	Fortnightly	Monthly	Quarterly	Annuals	Others	Total
1	Assamese	0	0	1	2	4	1	0	2	10
2	Bengali	5	0	6	9	15	5	1	6	47
3	Bodo	0	0	0	0	0	1	0	0	1
4	Gujarati	0	0	5	5	9	0	2	2	23
5	Hindi	730	33	1861	868	2649	355	31	157	6684
6	Kannada	4	0	1	3	7	1	1	2	19
7	Maithili	1	0	0	0	6	4	0	1	12
8	Malayalam	3	1	2	7	20	2	1	2	38
9	Manipuri	0	0	0	0	0	0	0	1	1
10	Marathi	2	0	2	6	12	0	1	2	25
11	Nepali	1	0	5	1	6	1	0	0	14
12	Odia	0	0	4	4	9	0	0	2	19
13	Punjabi	35	4	65	19	89	9	0	4	225
14	Sanskrit	5	0	1	3	4	1	0	0	14
15	Sindhi	0	0	3	0	5	3	0	0	11
16	Tamil	2	0	1	3	15	1	2	1	25
17	Telugu	3	0	2	3	6	1	2	2	19
18	Urdu	275	5	214	161	461	43	2	22	1183
19	English	215	31	531	510	2645	930	152	736	5750
20	Bilingual	47	7	307	227	1042	239	71	149	2089
21	Multilingual	3	1	33	20	126	36	31	23	273
22	Others	0	0	2	8	17	8	4	4	43
	<b>Total</b>	<b>1331</b>	<b>82</b>	<b>3046</b>	<b>1859</b>	<b>7147</b>	<b>1641</b>	<b>301</b>	<b>1118</b>	<b>16525</b>

Source: PRGI Registration Data



Source : AI Generated



**Table No.9.9(b)**  
**Circulation of Periodicals**  
(Language & Periodicity-wise)

**DELHI**

S. No.	Language	Daily		Weekly		Fortnightly		Monthly		Quarterly		Annual		Others		Total	
		Number	Average Circulation	Number	Average Circulation	Number	Average Circulation	Number	Average Circulation	Number	Average Circulation	Number	Average Circulation	Number	Average Circulation	Number	Average Circulation
1	Assamese	0	0	0	0	1	17	0	0	1	1050	0	0	0	0	2	1067
2	Bengali	0	0	0	0	1	34	1	936	1	450	0	0	0	0	3	1420
3	Gujarati	0	0	0	0	0	0	4	9775	0	0	0	0	0	0	4	9775
4	Hindi	299	7285520	299	2612514	133	793663	288	1693978	19	17285	6	8800	8	19412	1052	12431172
5	Kannada	2	5250	0	0	1	76	3	12925	0	0	0	0	1	567	7	18818
6	Malayalam	1	6641	0	0	1	206	3	1786	0	0	0	0	0	0	5	8633
7	Marathi	1	1338	1	900	2	2319	4	11888	0	0	0	0	0	0	8	16445
8	Nepali	0	0	0	0	0	0	1	3408	0	0	0	0	0	0	1	3408
9	Oriya	0	0	0	0	1	29	2	1858	0	0	0	0	0	0	3	1887
10	Punjabi	20	419542	3	60	3	25398	6	11291	0	0	0	0	0	0	32	456291
11	Sanskrit	2	17450	0	0	1	6000	0	0	0	0	0	0	0	0	3	23450
12	Tamil	2	3228	0	0	1	118	3	5120	0	0	0	0	0	0	6	8466
13	Telugu	0	0	0	0	1	69	3	2569	1	800	0	0	1	700	6	4138
14	Urdu	127	2255623	15	143916	10	119566	15	177780	4	4169	0	0	1	50	172	2701104
15	English	84	3558999	71	2934925	41	288696	188	1238306	35	27717	8	184820	49	57711	476	8291174
16	Bilingual	11	313462	43	205919	19	71255	69	246020	13	44410	0	0	5	18100	160	899166
17	Multilingual	2	19200	4	10617	0	0	5	9734	1	3838	0	0	0	0	12	43389
18	Others	0	0	1	25249	2	739	1	16266	0	0	0	0	0	0	4	42254
	<b>Total</b>	<b>551</b>	<b>13886253</b>	<b>437</b>	<b>5934100</b>	<b>218</b>	<b>1308185</b>	<b>596</b>	<b>3443640</b>	<b>75</b>	<b>99719</b>	<b>14</b>	<b>193620</b>	<b>65</b>	<b>96540</b>	<b>1956</b>	<b>24962057</b>

Source: Annual Statement 2023-24

**10. GOA**

**Circulation**

**CAPITAL** : Panaji  
**POPULATION** : 14,57,723 (2011)  
**LITERACY** : 87.40 % (2011)

**Registered Periodicals**

**9.11.1.** No new registration was done during 2023-24. The total number of periodicals remained 187, comprising of 35 Dailies; 40 Weeklies; 24 Fortnightlies; 59 Monthlies; 19 Quarterlies; 2 Annuals; and 8 Others. (Table 9.10a)

**9.11.2.** A total of 30 periodicals submitted their Annual Statements for the year 2023-24. Of these, 18 were Dailies, 4 Weeklies, 3 Fortnightlies, and 5 Monthlies. Language-wise, 16 periodicals were published in English, 9 in Marathi, and 2 in Hindi. (Table 9.10b)

**9.11.3.** The circulation data furnished by 30 periodicals aggregated to 2,99,405 copies per publishing day. Dailies had maximum circulation of 2,53,251 copies, followed by Weeklies with 22,815 copies per publishing day. Language-wise, English periodicals were leading with 1,39,172 copies followed by Marathi with 96,060 and Hindi with 24,726 copies per publishing day. (Table 9.10b)

**Leading Periodical**

**9.11.4.** As per the Annual Statement filed by the publishers in 2023-24, "NAVHIND TIMES", an English/Daily from South Goa, had a claimed circulation of 30,597 copies per publishing day.



**Table No.9.10(a)**  
**Total Number of Registered Periodicals as on 31.03.2024**  
(Language & Periodicity-wise)

**GOA**

S. No.	Language	Daily	Bi/Tri-Weekly	Weekly	Fortnightly	Monthly	Quarterly	Annuals	Others	Total
1	Hindi	1	0	1	1	1	0	0	0	4
2	Kannada	1	0	0	1	1	0	0	0	3
3	Konkani	4	0	4	0	12	2	0	0	22
4	Malayalam	0	0	1	0	0	0	0	0	1
5	Marathi	14	0	15	3	7	3	1	1	44
6	Telugu	0	0	0	0	0	1	0	0	1
7	Urdu	1	0	1	0	0	0	0	0	2
8	English	14	0	12	12	29	10	0	6	83
9	Bilingual	0	0	4	4	6	2	1	1	18
10	Multilingual	0	0	2	3	2	1	0	0	8
11	Others	0	0	0	0	1	0	0	0	1
	<b>Total</b>	<b>35</b>	<b>0</b>	<b>40</b>	<b>24</b>	<b>59</b>	<b>19</b>	<b>2</b>	<b>8</b>	<b>187</b>

Source: PRGI Registration Data

**Table No.9.10(b)**  
**Circulation of Periodicals**  
(Language & Periodicity-wise)

**GOA**

S. No.	Language	Daily		Weekly		Fortnightly		Monthly		Quarterly		Annual		Others		Total	
		Number	Average Circulation	Number	Average Circulation	Number	Average Circulation	Number	Average Circulation	Number	Average Circulation	Number	Average Circulation	Number	Average Circulation	Number	Average Circulation
1	Hindi	1	15200	0	0	1	9526	0	0	0	0	0	0	0	0	2	24726
2	Konkani	1	15372	0	0	0	0	0	0	0	0	0	0	0	0	1	15372
3	Marathi	8	95510	1	550	0	0	0	0	0	0	0	0	0	0	9	96060
4	Urdu	1	16000	0	0	0	0	0	0	0	0	0	0	0	0	1	16000
5	English	7	111169	2	14190	2	11896	5	1917	0	0	0	0	0	0	16	139172
6	Bilingual	0	0	1	8075	0	0	0	0	0	0	0	0	0	0	1	8075
	<b>Total</b>	<b>18</b>	<b>253251</b>	<b>4</b>	<b>22815</b>	<b>3</b>	<b>21422</b>	<b>5</b>	<b>1917</b>	<b>0</b>	<b>0</b>	<b>0</b>	<b>0</b>	<b>0</b>	<b>0</b>	<b>30</b>	<b>299405</b>

Source: Annual Statement 2023-24

## 11. GUJARAT

**CAPITAL** : Gandhinagar  
**POPULATION** : 6,03,83,628 (2011)  
**LITERACY** : 79.31 % (2011)

### Registered Periodicals

**9.12.1.** During 2023-24, a total of 241 new periodicals were added in the State.

Consequently, the total number of registered periodicals has increased to 7,853, comprising 990 Dailies, 15 Tri/Bi-weeklies, 3,377 Weeklies, 933 Fortnightlies, 2,089 Monthlies, 219 Quarterlies, 33 Annuals, and 197 Others. (Table 9.11a)

**9.12.2.** Out of 7,853 as many as 2,533 periodicals submitted their Annual Statements for 2023-24, which included 557 Dailies;



1,278 Weeklies; 350 Monthlies; 299 Fortnightlies; 21 Quarterlies; 3 Annual and 25 Others. (Table 9.12b)

### Circulation

**9.12.3.** The 2,533 periodicals together accounted for a total circulation of 2,10,91,522 copies per publishing day, while the Dailies accounted for 1,01,22,373 copies and Weeklies had 67,55,180 copies per publishing day. Language-wise, Gujarati periodicals were at the top of circulation

with 1,63,85,891 copies per publishing day. Hindi and English periodicals accounted for 25,66,669 and 13,73,186 copies per publishing day respectively. (Table 9.12b)

### Leading Periodicals

**9.12.4.** As per the Annual Statement filed by the publishers in 2023-24, "Rishi Prasad", a Hindi/Monthly from Ahmedabad, had a claimed circulation of 6,04,007 copies per publishing day.

**Table No.9.11(a)**  
**Total Number of Registered Periodicals as on 31.03.2024**  
(Language & Periodicity-wise)

#### GUJARAT

S. No.	Language	Daily	Bi/Tri-Weekly	Weekly	Fortnightly	Monthly	Quarterly	Annuals	Others	Total
1	Bengali	0	0	0	0	1	0	0	0	1
2	Gujarati	808	11	3062	797	1606	113	12	115	6524
3	Hindi	89	0	129	45	96	17	1	7	384
4	Kannada	0	0	0	0	1	0	0	0	1
5	Malayalam	0	0	1	1	2	0	0	0	4
6	Marathi	6	0	5	5	7	2	0	2	27
7	Nepali	0	0	1	0	0	0	0	0	1
8	Odia	1	0	0	0	2	0	0	0	3
9	Sanskrit	5	0	0	0	0	3	0	0	8
10	Sindhi	4	0	19	2	16	3	0	1	45
11	Tamil	1	0	0	0	0	0	0	0	1
12	Telugu	1	0	0	0	1	0	0	0	2
13	Urdu	7	0	2	2	6	1	0	0	18
14	English	56	2	56	28	141	45	10	52	390
15	Bilingual	9	1	62	38	130	24	2	13	279
16	Multilingual	3	1	40	15	79	11	8	7	164
17	Others	0	0	0	0	1	0	0	0	1
	<b>Total</b>	<b>990</b>	<b>15</b>	<b>3377</b>	<b>933</b>	<b>2089</b>	<b>219</b>	<b>33</b>	<b>197</b>	<b>7853</b>

Source: PRGI Registration Data



**Table No.9.11(b)**  
**Circulation of Periodicals**  
(Language & Periodicity-wise)

**GUJARAT**

S. No.	Language	Daily		Weekly		Fortnightly		Monthly		Quarterly		Annual		Others		Total	
		Number	Average Circulation	Number	Average Circulation	Number	Average Circulation	Number	Average Circulation	Number	Average Circulation	Number	Average Circulation	Number	Average Circulation	Number	Average Circulation
1	Bengali	0	0	0	0	0	0	1	11353	0	0	0	0	0	0	1	11353
2	Gujarati	442	7437592	1184	6148598	266	1413029	256	1253115	12	15525	2	81500	12	36532	2174	16385891
3	Hindi	62	1670787	58	96689	14	64067	34	725028	5	2860	1	1900	5	5338	179	2566669
4	Kannada	0	0	0	0	0	0	1	22516	0	0	0	0	0	0	1	22516
5	Marathi	6	52420	0	0	1	5500	5	242616	0	0	0	0	1	438	13	300974
6	Oriya	0	0	0	0	0	0	2	44387	0	0	0	0	0	0	2	44387
12	Sanskrit	4	13857	0	0	0	0	0	0	0	0	0	0	0	0	4	13857
13	Sindhi	2	48925	0	0	0	0	0	0	0	0	0	0	0	0	2	48925
14	Telugu	1	453	0	0	0	0	1	15460	0	0	0	0	0	0	2	15913
15	Urdu	2	20500	1	1000	0	0	2	2246	0	0	0	0	0	0	5	23746
16	English	34	810767	20	427615	6	39739	20	80879	2	3468	0	0	4	10718	86	1373186
17	Bilingual	3	61422	9	55111	11	40813	17	56559	2	4950	0	0	1	250	43	219105
18	Multilingual	1	5650	6	26167	1	1000	11	30883	0	0	0	0	2	1300	21	65000
	<b>Total</b>	<b>557</b>	<b>10122373</b>	<b>1278</b>	<b>6755180</b>	<b>299</b>	<b>1564148</b>	<b>350</b>	<b>2485042</b>	<b>21</b>	<b>26803</b>	<b>3</b>	<b>83400</b>	<b>25</b>	<b>54576</b>	<b>2533</b>	<b>21091522</b>

Source: Annual Statement 2023-24

## 12. HARYANA

### Circulation

**CAPITAL** : Chandigarh  
**POPULATION** : 2,53,53,081(2011)  
**LITERACY** : 76.64 % (2011)

#### Registered Periodicals

**9.13.1.** 52 new periodicals were registered in the state during 2023-24. The total number of registered periodicals has increased to 2,676, comprising of 322 Dailies; 14 Tri-Bi-weeklies; 785 Weeklies; 411 Fortnightlies; 766 Monthlies; 160 Quarterlies; 98 Annuals; and 120 Others. (Table 9.12a)

**9.13.2.** As many as 393 periodicals submitted their Annual Statements in 2023-24; these included 144 Dailies; 101 Weeklies; 97 Monthlies; 43 Fortnightlies; 1 Quarterlies; 2 Annual; and 5 Others. (Table 9.12b)

**9.13.3.** The periodicals that furnished circulation data claimed a total circulation of 44,84,417 copies per publishing day. Dailies had a circulation of 34,11,404 copies, while Weeklies had 5,54,786 copies per publishing day. Language-wise, Hindi periodicals were at the top with a circulation of 40,82,381 copies per publishing day. (Table 9.12b)

#### Leading Periodicals

**9.13.4.** As per the Annual Statement filed by the publishers in 2023-24, "Aaj Samaj", a leading Hindi/Daily published from Ambala, had a claimed circulation of 3,19,651 copies per publishing day.



**Table No.9.12(a)**  
**Total Number of Registered Periodicals as on 31.03.2023**  
(Language & Periodicity-wise)

**HARYANA**

S. No.	Language	Daily	Bi/Tri-Weekly	Weekly	Fortnightly	Monthly	Quarterly	Annuals	Others	Total
1	Hindi	293	10	651	325	507	50	9	29	1874
2	Nepali	0	0	2	0	0	0	0	0	2
3	Punjabi	3	0	5	1	16	6	0	0	31
4	Sanskrit	1	0	0	0	0	1	0	0	2
5	Urdu	6	1	54	17	24	2	0	0	104
6	English	7	0	20	20	97	43	11	43	241
7	Bilingual	11	2	49	45	109	39	24	20	299
8	Multilingual	1	1	1	3	12	19	54	28	119
9	Others	0	0	3	0	1	0	0	0	4
	<b>Total</b>	<b>322</b>	<b>14</b>	<b>785</b>	<b>411</b>	<b>766</b>	<b>160</b>	<b>98</b>	<b>120</b>	<b>2676</b>

Source: PRGI Registration Data

**Table No. 9.12(b)**  
**Circulation of Periodicals**  
(Language & Periodicity-wise)

**HARYANA**

S. No.	Language	Daily		Weekly		Fortnightly		Monthly		Quarterly		Annual		Others		Total	
		Number	Average Circulation	Number	Average Circulation	Number	Average Circulation	Number	Average Circulation	Number	Average Circulation	Number	Average Circulation	Number	Average Circulation	Number	Average Circulation
1	Hindi	128	3211858	90	442804	36	173393	74	251243	0	0	0	0	1	3083	329	4082381
2	Punjabi	2	71929	0	0	0	0	0	0	0	0	0	0	0	0	2	71929
3	Urdu	3	23100	0	0	0	0	0	0	0	0	0	0	0	0	3	23100
4	English	5	43107	3	50958	1	15025	7	23213	1	889	2	720	3	229	22	134141
5	Bilingual	6	61410	8	61024	5	15718	16	32208	0	0	0	0	1	900	36	171260
6	Others	0	0	0	0	1	1606	0	0	0	0	0	0	0	0	1	1606
	<b>Total</b>	<b>144</b>	<b>3411404</b>	<b>101</b>	<b>554786</b>	<b>43</b>	<b>205742</b>	<b>97</b>	<b>306664</b>	<b>1</b>	<b>889</b>	<b>2</b>	<b>720</b>	<b>5</b>	<b>4212</b>	<b>393</b>	<b>4484417</b>

Source: Annual Statement 2023-24

### 13. HIMACHAL PRADESH

**CAPITAL** : Shimla  
**POPULATION** : 68,56,509 (2011)  
**LITERACY** : 83.78 % (2011)

#### Registered Periodicals

**9.14.1.** During 2023-24, (05) new periodicals were registered in the State. With these additions, the total number of registered

periodicals has risen to 456, comprising 46 Dailies, 174 Weeklies, 47 Fortnightlies, 97 Monthlies, 43 Quarterlies, 26 Annuals, and 23 Others.

**9.14.2.** Annual Statements were received from 95 periodicals in 2023-24, comprising of 26 Dailies, 52 Weeklies, 1 Fortnightly, 6 Monthlies, 7 Quarterlies, and 3 Annuals. (Table 9.13b)



## Circulation

copies per publishing day. (Table 9.13b)

**9.14.3.** Data for the year 2023-24 was made available by the 95 periodicals claiming a total circulation of 8,25,902 copies per publishing day. The share of Dailies was 5,81,310 copies followed by Weeklies with 1,97,392 copies per publishing day. The Hindi Press remained at top with 8,00,738

## Leading Periodicals

**9.14.4.** As per the Annual Statement filed by the publishers in 2023-24, "Punjab Kesari", a Hindi/Daily from Kangra/Palampur, had a claimed circulation of 7,8647 copies per publishing day.

**Table No.9.13(a)**  
**Total Number of Registered Periodicals as on 31.03.2024**  
(Language & Periodicity-wise)

### HIMACHAL PRADESH

S. No.	Language	Daily	Bi/Tri-Weekly	Weekly	Fortnightly	Monthly	Quarterly	Annuals	Others	Total
1	Hindi	41	0	133	30	58	12	1	5	280
2	Nepali	0	0	0	0	0	1	0	0	1
3	Punjabi	0	0	1	0	0	1	0	0	2
4	Sanskrit	0	0	0	0	0	0	0	1	1
5	Urdu	0	0	8	5	1	2	0	0	16
6	English	5	0	21	3	19	17	8	8	81
7	Bilingual	0	0	7	7	14	8	4	5	45
8	Multilingual	0	0	4	2	3	1	12	4	26
9	Others	0	0	0	0	2	1	1	0	4
	<b>Total</b>	<b>46</b>	<b>0</b>	<b>174</b>	<b>47</b>	<b>97</b>	<b>43</b>	<b>26</b>	<b>23</b>	<b>456</b>

Source: PRGI Registration Data

**Table No.9.13(b)**  
**Circulation of Periodicals**  
(Language & Periodicity-wise)

### HIMACHAL PRADESH

S. No.	Language	Daily		Weekly		Fortnightly		Monthly		Quarterly		Annual		Others		Total	
		Number	Average Circulation	Number	Average Circulation	Number	Average Circulation	Number	Average Circulation	Number	Average Circulation	Number	Average Circulation	Number	Average Circulation	Number	Average Circulation
1	Hindi	26	581310	42	179078	1	1100	3	38650	1	600	0	0	0	0	73	800738
2	English	0	0	6	8165	0	0	2	4900	5	1000	3	300	0	0	16	14365
3	Bilingual	0	0	3	8049	0	0	1	150	1	500	0	0	0	0	5	8699
4	Multilingual	0	0	1	2100	0	0	0	0	0	0	0	0	0	0	1	2100
	<b>Total</b>	<b>26</b>	<b>581310</b>	<b>52</b>	<b>197392</b>	<b>1</b>	<b>1100</b>	<b>6</b>	<b>43700</b>	<b>7</b>	<b>2100</b>	<b>3</b>	<b>300</b>	<b>0</b>	<b>0</b>	<b>95</b>	<b>825902</b>

Source: Annual Statement 2023-24



## 14. JHARKHAND

**CAPITAL** : Ranchi  
**POPULATION** : 3,29,66,238 (2011)  
**LITERACY** : 67.63 % (2011)

### Registered Periodicals

**9.15.1.** 27 new periodicals were registered during 2023-24. Jharkhand now has 668 registered periodicals comprising of 188 Dailies; 1 Bi/Tri-weekly; 158 Weeklies; 72 Fortnightlies; 171 Monthlies; 52 Quarterlies; 5 Annual; and 21 Others. (Table 9.14a)

**9.15.2.** As many as 224 registered periodicals submitted their Annual Statements for 2023-24. These mainly comprised of 139 Dailies, 35 Weeklies, 6 Fortnightlies, 39 Monthlies, 4 Quarterlies and 1 Other. Language-wise, Hindi had the highest

number with 147 periodicals. (Table 9.14b)

### Circulation

**9.15.3.** The Annual Statements filed by 224 periodicals for 2023-24 claimed a total circulation of 69,94,087 copies per publishing day. Dailies were leading with 61,36,995 copies. Language-wise, Hindi periodicals had been at the forefront with 44,52,122 copies followed by Urdu with 17,30,551 and English with 4,83,511 copies per publishing day. (Table 9.14b)

### Leading Periodical

**9.15.4.** As per the Annual Statement filed by the publishers in 2023-24, "Qaumi Tanzeem", an Urdu/Daily from Ranchi, had a claimed circulation of 1,49,650 copies per publishing day was the leading periodical.

**Table No. 9.14(a)**  
**Total Number of Registered Periodicals as on 31.03.2024**  
(Language & periodicity-wise)

### JHARKHAND

S. No.	Language	Daily	Bi/Tri-Weekly	Weekly	Fortnightly	Monthly	Quarterly	Annuals	Others	Total
1	Assamese	0	0	0	0	1	0	0	0	1
2	Bengali	3	0	0	1	3	3	0	0	10
3	Hindi	107	0	120	56	124	26	1	4	438
4	Maithili	0	0	0	0	1	0	0	0	1
5	Odia	0	0	0	0	2	0	0	0	2
6	Punjabi	0	0	0	0	1	0	0	0	1
7	Sanskrit	0	0	1	0	0	0	0	0	1
8	Santhali	2	0	0	1	2	1	0	1	7
9	Urdu	44	0	5	4	4	2	1	0	60
10	English	23	1	21	2	14	6	0	10	77
11	Bilingual	6	0	8	4	12	8	2	4	44
12	Multilingual	1	0	3	4	2	1	1	2	14
13	Others	2	0	0	0	5	5	0	0	12
	<b>Total</b>	<b>188</b>	<b>1</b>	<b>158</b>	<b>72</b>	<b>171</b>	<b>52</b>	<b>5</b>	<b>21</b>	<b>668</b>

Source: PRGI Registration Data



**Table No.9.14(b)**  
**Circulation of Periodicals**  
(Language & Periodicity-wise)

**JHARKHAND**

S. No.	Language	Daily		Weekly		Fortnightly		Monthly		Quarterly		Annual		Others		Total	
		Number	Average Circulation	Number	Average Circulation	Number	Average Circulation	Number	Average Circulation	Number	Average Circulation	Number	Average Circulation	Number	Average Circulation	Number	Average Circulation
1	Bengali	2	66466	0	0	0	0	1	56368	1	187	0	0	0	0	4	123021
2	Hindi	83	3796212	26	336798	4	21800	32	264912	2	32400	0	0	0	0	147	4452122
3	Urdu	37	1730551	0	0	0	0	0	0	0	0	0	0	0	0	37	1730551
4	English	14	407171	8	61193	1	1500	3	5547	0	0	0	0	1	8100	27	483511
5	Bilingual	3	136595	1	19000	1	200	1	2000	1	24878	0	0	0	0	7	182673
6	Multilingual	0	0	0	0	0	0	0	0	0	0	0	0	0	0	0	0
	Others	0	0	0	0	0	0	2	22209	0	0	0	0	0	0	2	22209
	<b>Total</b>	<b>139</b>	<b>6136995</b>	<b>35</b>	<b>416991</b>	<b>6</b>	<b>23500</b>	<b>39</b>	<b>351036</b>	<b>4</b>	<b>57465</b>	<b>0</b>	<b>0</b>	<b>1</b>	<b>8100</b>	<b>224</b>	<b>6994087</b>

Source: Annual Statement 2023-24

## 15. JAMMU & KASHMIR

### Circulation

#### Registered Periodicals

**9.16.1.** 20 new periodicals were registered in the State during the period 2023-24. The total number of registered periodicals in the state went up to 1278 comprising of 423 Dailies; 4 Tri-Bi-weeklies; 545 Weeklies; 81 Fortnightlies; 156 Monthlies; 31 Quarterlies; 10 Annuals; and 28 Others. (Table 9.15a)

**9.16.2.** In total, 431 periodicals submitted their Annual Statements for 2023-24 which included 245 Dailies; 147 Weeklies; 11 Fortnightlies; 25 Monthlies; and 3 Others. Language-wise, English with 212 and Urdu with 121 periodicals were in the first and the second place respectively, followed by Hindi with 56 periodicals. (Table 9.15b)

**9.16.3.** For the year 2023-24, data were received from 431 periodicals, which together reported a total circulation of 60,75,536 copies per publishing day. Among these, Dailies accounted for 55,41,171 copies, followed by Weeklies with 4,27,899 copies per publishing day. Language-wise, the English press recorded the highest circulation with 35,66,193 copies per publishing day, followed by Urdu periodicals with 16,75,422 copies per publishing day. (Table 9.15b)

#### Leading Periodical

**9.16.4.** As per the Annual Statement filed by the publishers in 2023-24, Among Dailies, "Excelsior", an English/Daily from Jammu, had a claimed circulation of 3,37,320 copies per publishing day.



**Table No.9.15 (a)**  
**Total Number of Registered Periodicals as on 31.03.2024**  
(Language & Periodicity-wise)

**JAMMU & KASHMIR**

S. No.	Language	Daily	Bi/Tri-Weekly	Weekly	Fortnightly	Monthly	Quarterly	Annuals	Others	Total
1	Dogri	1	0	3	0	0	3	0	0	7
2	Hindi	53	0	39	14	21	2	0	2	131
3	Kashmiri	3	0	4	0	1	1	0	1	10
4	Punjabi	0	0	0	0	3	1	0	0	4
5	Sanskrit	0	0	0	0	1	0	0	0	1
6	Urdu	135	3	255	19	35	5	2	2	456
7	English	207	1	189	42	76	17	4	16	552
8	Bilingual	23	0	47	5	16	1	1	4	97
9	Multilingual	1	0	8	1	3	1	3	3	20
	<b>Total</b>	<b>423</b>	<b>4</b>	<b>545</b>	<b>81</b>	<b>156</b>	<b>31</b>	<b>10</b>	<b>28</b>	<b>1278</b>

Source: PRGI Registration Data

**Table No.9.15 (b)**  
**Circulation of Periodicals**  
(Language & Periodicity-wise)

**JAMMU & KASHMIR**

S. No.	Language	Daily		Weekly		Fortnightly		Monthly		Quarterly		Annual		Others		Total	
		Number	Average Circulation	Number	Average Circulation	Number	Average Circulation	Number	Average Circulation	Number	Average Circulation	Number	Average Circulation	Number	Average Circulation	Number	Average Circulation
1	Hindi	34	482108	14	31510	4	10700	4	9625	0	0	0	0	0	0	56	533943
2	Kashmiri	2	19668	1	5450	0	0	0	0	0	0	0	0	0	0	3	25118
3	Urdu	71	1558431	48	112991	1	2500	1	1500	0	0	0	0	0	0	121	1675422
4	English	125	3281515	63	211454	5	13600	18	59324	0	0	0	0	1	300	212	3566193
5	Bilingual	12	193449	21	66494	0	0	2	2450	0	0	0	0	2	3667	37	266060
6	Multilingual	1	6000	0	0	1	2800	0	0	0	0	0	0	0	0	2	8800
	<b>Total</b>	<b>245</b>	<b>5541171</b>	<b>147</b>	<b>427899</b>	<b>11</b>	<b>29600</b>	<b>25</b>	<b>72899</b>	<b>0</b>	<b>0</b>	<b>0</b>	<b>0</b>	<b>3</b>	<b>3967</b>	<b>431</b>	<b>6075536</b>

Source: Annual Statement 2023-24

## 16. KARNATAKA

**CAPITAL** : Bangalore  
**POPULATION** : 6,11,30,704 (2011)  
**LITERACY** : 75.60 % (2011)

### Registered Periodicals

**9.17.1.** As many as 198 new periodicals were added to the list of registered periodicals in the state during 2023-24. The number of registered periodicals went up to 8,503 comprising of 1,629 Dailies; 16

Tri-Bi-weeklies; 1,531 Weeklies; 1,306 Fortnightlies; 3,476 Monthlies; 322 Quarterlies; 31 Annuals; and 192 Others. (Table 9.16a)

**9.17.2.** Only 1,748 registered periodicals out of 8,503 submitted their Annual Statements for the year 2023-24. These were 939 Dailies; 188 Weeklies; 188 Fortnightlies; 403 Monthlies; 15 Quarterlies; 3 Annual; and 12 Others. (Table 9.16b)



## Circulation

**9.17.3.** Data was received from 1,748 periodicals with a claimed circulation of 1,11,84,467 copies per publishing day for the year 2023-24. The Dailies accounted for 75,66,311 copies followed by Monthlies with 16,68,901 copies; Weeklies with 16,08,547 copies; Fortnightlies with 2,65,363 copies; Quarterlies - 37,141 copies; Annuals 11,800; and Others 26,404 copies per publishing day. Kannada periodicals claimed a circulation of 7,130,577 copies

per publishing day, whereas English periodicals reported 2,506,020 copies. (Table 9.16b)

## Leading Periodicals

**9.17.4.** As per the Annual Statement filed by the publishers in 2023-24, "Niranthara Pragathi", a Bilingual/Monthly from Dakshina Kannada, had a claimed circulation of 8,84,600 copies per publishing day.

**Table No.9.16 (a)**  
**Total Number of Registered Periodicals as on 31.03.2024**  
(Language & Periodicity-wise)

### KARNATAKA

S. No.	Language	Daily	Bi/Tri-Weekly	Weekly	Fortnightly	Monthly	Quarterly	Annuals	Others	Total
1	Bengali	0	0	0	0	1	0	0	0	1
2	Gujarati	0	0	2	0	3	0	0	0	5
3	Hindi	26	0	20	15	22	7	1	1	92
4	Kannada	1368	6	1152	1084	2592	108	5	61	6376
5	Konkani	0	0	3	2	20	3	0	1	29
6	Malayalam	6	0	4	2	10	2	1	0	25
7	Manipuri	0	0	2	0	0	0	0	0	2
8	Marathi	11	0	13	3	9	2	1	1	40
9	Punjabi	0	0	1	0	0	0	0	0	1
10	Sanskrit	1	0	1	0	3	0	0	0	5
11	Sindhi	0	0	0	0	1	0	0	0	1
12	Tamil	10	0	13	8	28	3	0	1	63
13	Telugu	4	0	3	3	11	2	0	1	24
14	Urdu	71	2	89	18	39	5	0	4	228
15	English	103	8	151	91	429	128	16	101	1027
16	Bilingual	26	0	69	69	251	43	1	16	475
17	Multilingual	1	0	5	8	42	13	6	4	79
18	Others	2	0	3	3	15	6	0	1	30
	<b>Total</b>	<b>1629</b>	<b>16</b>	<b>1531</b>	<b>1306</b>	<b>3476</b>	<b>322</b>	<b>31</b>	<b>192</b>	<b>8503</b>

Source: PRGI Registration Data



**Table No.9.16 (b)**  
**Circulation of Periodicals**  
(Language & Periodicity - wise)

**KARNATAKA**

S. No.	Language	Daily		Weekly		Fortnightly		Monthly		Quarterly		Annual		Others		Total	
		Number	Average Circulation	Number	Average Circulation	Number	Average Circulation	Number	Average Circulation	Number	Average Circulation	Number	Average Circulation	Number	Average Circulation	Number	Average Circulation
1	Hindi	9	49848	1	1000	3	6537	1	1625	1	1000	0	0	0	0	15	60010
2	Kannada	854	5819194	146	386453	175	242334	327	652321	9	17275	1	9000	3	4000	1515	7130577
3	Konkani	0	0	0	0	0	0	1	6969	0	0	0	0	0	0	1	6969
4	Malayalam	2	20424	0	0	0	0	0	0	0	0	0	0	0	0	2	20424
5	Marathi	5	51805	2	2500	0	0	0	0	0	0	0	0	0	0	7	54305
6	Tamil	4	44600	1	1900	0	0	2	1724	0	0	0	0	0	0	7	48224
7	Telugu	2	20869	0	0	0	0	0	0	0	0	0	0	0	0	2	20869
8	Urdu	15	283293	2	46643	1	1800	3	1900	0	0	0	0	0	0	21	333636
9	English	39	1258646	29	1162576	2	4900	39	43661	3	15966	0	0	6	20271	118	2506020
10	Bilingual	9	17632	6	6225	4	5600	28	957813	2	2900	2	2800	3	2133	54	995103
11	Multilingual	0	0	1	1250	3	4192	2	2888	0	0	0	0	0	0	6	8330
	<b>Total</b>	<b>939</b>	<b>7566311</b>	<b>188</b>	<b>1608547</b>	<b>188</b>	<b>265363</b>	<b>403</b>	<b>1668901</b>	<b>15</b>	<b>37141</b>	<b>3</b>	<b>11800</b>	<b>12</b>	<b>26404</b>	<b>1748</b>	<b>11184467</b>

Source: Annual Statement 2023-24

## 17. KERALA

**CAPITAL** : Thiruvananthapuram  
**POPULATION** : 3,33,87,677 (2011)  
**LITERACY** : 93.91 % (2011)

### Registered Periodicals

**9.18.1.** As many as 13 new periodicals were registered during 2023-24. The total number of registered periodicals went up to 4,593 by the end of 2023-24, comprising of 468 Dailies; 18 Tri/Bi-weeklies; 444 Weeklies; 366 Fortnightlies; 2561 Monthlies; 340 Quarterlies; 177 Annuals; and 219 Others. (Table 9.17a)

**9.18.2.** A total of 400 Annual Statements were received comprising of 113 Dailies; 43 Weeklies; 19 Fortnightlies; 188 Monthlies; 18 Quarterlies; 13 Annuals; and 06 Others. (Table 9.17b)

## Circulation

**9.18.3.** The 400 periodicals claimed a total circulation of 97,31,067 copies per publishing day for 2023-24. Out of these, Dailies accounted for 58,00,116 copies. Among Periodicals, Monthlies had the largest share with 20,97,563 copies, followed by Weeklies with 11,26,671 copies per publishing day. The Malayalam Periodical had the largest circulation of 88,58,060 copies during the reporting year. (Table 9.17b)

### Leading Periodicals

**9.18.4.** As per the Annual Statement filed by the publishers in 2023-24, "Malayala Manorama", a Malayalam Daily from Ernakulam, had a claimed circulation of 2,78,105 copies per publishing day.



**Table No.9.17(a)**  
**Total Number of Registered Periodicals as on 31.03.2024**  
(Language & Periodicity-wise)

**KERALA**

S. No.	Language	Daily	Bi/Tri-Weekly	Weekly	Fortnightly	Monthly	Quarterly	Annuals	Others	Total
1	Bengali	0	0	0	0	2	0	1	0	3
2	Gujarati	0	0	0	2	1	0	0	0	3
3	Hindi	0	0	0	1	13	5	1	0	20
4	Kannada	2	0	1	2	10	2	0	0	17
5	Konkani	0	0	0	0	3	0	0	0	3
6	Malayalam	416	14	345	314	1913	151	30	90	3273
7	Marathi	0	0	0	0	3	0	0	0	3
8	Odia	0	0	0	0	1	0	0	0	1
9	Sanskrit	0	0	0	1	1	0	0	1	3
10	Tamil	0	0	1	0	23	1	1	0	26
11	Telugu	0	0	0	0	2	1	0	0	3
12	Urdu	1	0	0	0	0	0	0	0	1
13	English	33	1	46	24	243	108	22	87	564
14	Bilingual	15	3	46	21	306	55	43	26	515
15	Multilingual	1	0	5	1	37	8	79	12	143
16	Others	0	0	0	0	3	9	0	3	15
	<b>Total</b>	<b>468</b>	<b>18</b>	<b>444</b>	<b>366</b>	<b>2561</b>	<b>340</b>	<b>177</b>	<b>219</b>	<b>4593</b>

Source: PRGI Registration Data

**Table No. 9.17(b)**  
**Circulation of Periodicals**  
(Language & Periodicity-wise)

**KERALA**

S. No.	Language	Daily		Weekly		Fortnightly		Monthly		Quarterly		Annual		Others		Total	
		Number	Average Circulation	Number	Average Circulation	Number	Average Circulation	Number	Average Circulation	Number	Average Circulation	Number	Average Circulation	Number	Average Circulation	Number	Average Circulation
1	Bengali	0	0	0	0	0	0	1	2499	0	0	1	1110	0	0	2	13609
2	Gujarati	0	0	0	0	0	0	1	2501	0	0	0	0	0	0	1	2501
3	Hindi	0	0	0	0	0	0	7	45361	1	200	1	12010	0	0	9	57571
4	Kannada	0	0	0	0	0	0	4	18918	0	0	0	0	0	0	4	18918
5	Malayalam	100	5720534	28	975122	15	363884	120	1648673	6	37725	7	73664	3	38458	279	8858060
6	Marathi	0	0	0	0	0	0	1	8200	0	0	0	0	0	0	1	8200
7	Odia	0	0	0	0	0	0	1	958	0	0	0	0	0	0	1	958
8	Tamil	0	0	0	0	0	0	5	69555	0	0	1	20285	0	0	6	89840
9	Telugu	0	0	0	0	0	0	2	16142	0	0	0	0	0	0	2	16142
10	English	13	79582	15	151549	2	1513	27	236246	10	4279	3	111674	1	200	71	585043
11	Bilingual	0	0	0	0	2	26398	15	41761	1	1000	0	0	2	4317	20	73476
12	Multilingual	0	0	0	0	0	0	3	5307	0	0	0	0	0	0	3	5307
13	Others	0	0	0	0	0	0	1	1442	0	0	0	0	0	0	1	1442
	<b>Total</b>	<b>113</b>	<b>5800116</b>	<b>43</b>	<b>1126671</b>	<b>19</b>	<b>391795</b>	<b>188</b>	<b>2097563</b>	<b>18</b>	<b>43204</b>	<b>13</b>	<b>228743</b>	<b>6</b>	<b>42975</b>	<b>400</b>	<b>9731067</b>

Source : Annual Statement 2023-24



## 18. LAKSHADWEEP

**CAPITAL** : Kavaratti  
**POPULATION** : 64,429 (2011)  
**LITERACY** : 92.28 % (2011)

Therefore, the number of registered periodicals were 7 including 6 Malayalam and 1 Bilingual. No circulation details were made available by them.

**9.19.** No new periodical was reported to be registered in the UT during 2023-24.

**Table No. 9.18(a)**  
**Total Number of Registered Periodicals as on 31.03.2024**  
(Language & Periodicity-wise)

### LAKSHADWEEP

S. No.	Language	Daily	Bi/Tri-Weekly	Weekly	Fortnightly	Monthly	Quarterly	Annuals	Others	Total
1	Malayalam	0	0	2	2	1	1	0	0	6
2	Bilingual	0	0	1	0	0	0	0	0	1
	<b>Total</b>	<b>0</b>	<b>0</b>	<b>3</b>	<b>2</b>	<b>1</b>	<b>1</b>	<b>0</b>	<b>0</b>	<b>7</b>

Source: PRGI Registration Data

**Table No. 9.18(b)**  
**Circulation of Periodicals**  
(Language & Periodicity)

### LAKSHADWEEP

S. No.	Language	Daily		Weekly		Fortnightly		Monthly		Quarterly		Annual		Others		Total	
		Number	Average Circulation	Number	Average Circulation	Number	Average Circulation	Number	Average Circulation	Number	Average Circulation	Number	Average Circulation	Number	Average Circulation	Number	Average Circulation
	<b>Total</b>	<b>0</b>	<b>0</b>	<b>0</b>	<b>0</b>	<b>0</b>	<b>0</b>	<b>0</b>	<b>0</b>	<b>0</b>	<b>0</b>	<b>0</b>	<b>0</b>	<b>0</b>	<b>0</b>	<b>0</b>	<b>0</b>

Source: Annual Statement 2023-24

## 19. LADAKH

**9.20.1.** As many as 3 new periodicals were registered during 2023-24. The total number of registered periodicals went up to 10 by the end of 2023-24, comprising of 4 Dailies; 2 Weeklies; 1 Fortnightly; 1 Monthly; and 2 Others. (Table 9.19a)

**9.20.2.** Among all registered periodical in this UT, only 3 periodicals with Daily Periodicity have filed their Annual Statement and claimed a total circulation of 40,666 copies per publishing day for 2023-24. (Table 9.19b)

**Table No. 9.19(a)**  
**Total Number of Registered Periodicals as on 31.03.2024**  
(Language & Periodicity-wise)

### LADAKH

S. No.	Language	Daily	Bi/Tri-Weekly	Weekly	Fortnightly	Monthly	Quarterly	Annuals	Others	Total
1	English	2	0	0	1	1	0	0	1	5
2	Bilingual	2	0	2	0	0	0	0	0	4
3	Multilingual	0	0	0	0	0	0	0	1	1
	<b>Total</b>	<b>4</b>	<b>0</b>	<b>2</b>	<b>1</b>	<b>1</b>	<b>0</b>	<b>0</b>	<b>2</b>	<b>10</b>

Source: PRGI Registration Data



**Table No. 9.19(b)**  
**Circulation of Periodicals**  
(Language & Periodicity-wise)

**LADAKH**

S. No.	Language	Daily		Weekly		Fortnightly		Monthly		Quarterly		Annual		Others		Total	
		Number	Average Circulation	Number	Average Circulation	Number	Average Circulation	Number	Average Circulation	Number	Average Circulation	Number	Average Circulation	Number	Average Circulation	Number	Average Circulation
1	English	2	21666	0	0	0	0	0	0	0	0	0	0	0	0	2	21666
2	Bilingual	1	19000	0	0	0	0	0	0	0	0	0	0	0	0	1	19000
	<b>Total</b>	<b>3</b>	<b>40666</b>	<b>0</b>	<b>0</b>	<b>0</b>	<b>0</b>	<b>0</b>	<b>0</b>	<b>0</b>	<b>0</b>	<b>0</b>	<b>0</b>	<b>0</b>	<b>0</b>	<b>3</b>	<b>40666</b>

Source: Annual Statement 2023-24

## 20. MAHARASHTRA

608 from Hindi, and 464 from English. (Table 9.20b)

**CAPITAL** : Mumbai  
**POPULATION** : 11,23,72,972 (2011)  
**LITERACY** : 82.91 % (2011)

### Circulation

#### Registered Periodicals

**9.21.1.** As many as 487 new periodicals were registered in 2023-24. Thus, the total number of registered periodicals in the State increased to 20,999. These included 2,349 Dailies; 62 Tri/Bi-weeklies; 9,276 Weeklies; 1,393 Fortnightlies; 5,299 Monthlies; 1,300 Quarterlies; 560 Annuals; and 760 Others. (Table 9.20a)

**9.21.2.** From the State of Maharashtra, a total of 4,557 periodicals submitted their Annual Statements for the year 2023-24. These included 1,031 Dailies, 2,548 Weeklies, 148 Fortnightlies, 594 Monthlies, 83 Quarterlies, 70 Annuals, and 83 Others.

Language-wise, 2,922 Annual Statements were received from Marathi periodicals,

**9.21.3.** The above 4,557 periodicals claimed a total circulation of 4,67,29,885 copies per publishing day in 2023-24. Dailies had the largest share of 2,36,20,839 copies per publishing day. Among periodicals, Weeklies had the largest circulation of 1,21,12,386 copies followed by Monthlies with 18,22,100 copies and Fortnightlies with 14,54,426 copies per publishing day. Language-wise, Marathi periodicals were leading in circulation with 2,92,29,599 copies followed by Hindi with 65,69,333 copies per publishing day. (Table 9.20b)

#### Leading Periodicals

**9.21.4.** As per the Annual Statement filed by the publishers in 2023-24 "Kalnirnay", a Marathi Annual from Mumbai, had a claimed circulation of 56,29,751 copies per publishing day.



**Table No. 9.20 (a)**  
**Total Number of Registered Periodicals as on 31.03.2024**  
 (Language & Periodicity-wise)

**MAHARASHTRA**

S. No.	Language	Daily	Bi/Tri-Weekly	Weekly	Fortnightly	Monthly	Quarterly	Annuals	Others	Total
1	Assamese	0	0	0	0	2	0	0	0	2
2	Bengali	1	0	3	4	7	2	1	1	19
3	Dogri	0	0	0	0	1	0	0	0	1
4	Gujarati	32	4	94	38	295	38	16	18	535
5	Hindi	314	6	1242	228	618	97	46	38	2589
6	Kannada	4	0	3	4	21	6	2	5	45
7	Konkani	0	0	9	1	3	1	0	1	15
8	Maithili	0	0	0	0	1	1	0	0	2
9	Malayalam	5	0	26	7	28	2	1	2	71
10	Manipuri	0	0	0	0	0	0	0	1	1
11	Marathi	1569	20	6136	630	1870	296	225	124	10870
12	Nepali	2	0	2	0	5	2	0	0	11
13	Odia	0	0	1	1	1	0	0	1	4
14	Punjabi	0	0	5	3	7	1	0	1	17
15	Sanskrit	1	0	2	1	3	3	1	1	12
16	Santhali	0	0	0	0	1	0	0	0	1
17	Sindhi	7	1	23	3	34	4	1	1	74
18	Tamil	7	0	5	8	29	2	2	2	55
19	Telugu	1	0	0	3	13	2	2	0	21
20	Urdu	100	4	250	49	144	18	8	8	581
21	English	126	14	529	290	1605	654	163	465	3846
22	Bilingual	151	10	761	81	393	104	23	59	1582
23	Multilingual	29	3	181	37	206	67	59	29	611
24	Others	0	0	4	5	12	0	10	3	34
	<b>Total</b>	<b>2349</b>	<b>62</b>	<b>9276</b>	<b>1393</b>	<b>5299</b>	<b>1300</b>	<b>560</b>	<b>760</b>	<b>20999</b>

Source: PRGI Registration Data



Source : AI Generated



**Table No. 9.20 (b)**  
**Circulation of Periodicals**  
(Language & Periodicity-wise)

**MAHARASHTRA**

S. No.	Language	Daily		Weekly		Fortnightly		Monthly		Quarterly		Annual		Others		Total	
		Number	Average Circulation	Number	Average Circulation	Number	Average Circulation	Number	Average Circulation	Number	Average Circulation	Number	Average Circulation	Number	Average Circulation	Number	Average Circulation
1	Gujarati	8	197805	16	98118	2	11000	38	224049	1	1500	3	180929	5	11279	73	724680
2	Hindi	135	3973045	323	1465790	33	31847	98	159025	7	7410	7	903741	5	28475	608	6569333
3	Kannada	2	7473	0	0	0	0	4	9250	1	500	1	86450	1	663	9	104336
4	Konkani	0	0	1	1000	0	0	0	0	0	0	0	0	0	0	1	1000
5	Malayalam	2	81803	0	0	0	0	0	0	0	0	0	0	0	0	2	81803
6	Marathi	722	14936537	1819	7160793	80	321669	225	743011	21	28665	41	6000431	14	38493	2922	29229599
7	Nepali	0	0	1	100	0	0	1	1954	0	0	0	0	0	0	2	2054
8	Odia	0	0	0	0	1	16658	0	0	0	0	0	0	0	0	1	16658
9	Sindhi	2	39380	0	0	1	1518	1	471	0	0	0	0	0	0	4	41369
10	Tamil	2	16950	1	1500	0	0	2	1300	0	0	1	26615	0	0	6	46365
11	Telugu	0	0	0	0	0	0	1	28838	0	0	1	34062	0	0	2	62900
12	Urdu	43	373671	31	157314	0	0	7	6950	0	0	1	1000	1	3100	83	542035
13	English	58	2669536	110	2177020	24	1054455	159	361024	46	32197	14	230827	53	86107	464	6611166
14	Bilingual	50	1191089	210	871053	7	17279	39	255269	6	7820	0	0	2	70	314	2342580
15	Multilingual	7	133550	36	179698	0	0	19	30959	1	500	1	100	2	9200	66	354007
	<b>Total</b>	<b>1031</b>	<b>23620839</b>	<b>2548</b>	<b>12112386</b>	<b>148</b>	<b>1454426</b>	<b>594</b>	<b>1822100</b>	<b>83</b>	<b>78592</b>	<b>70</b>	<b>7464155</b>	<b>83</b>	<b>177387</b>	<b>4557</b>	<b>46729885</b>

Source: Annual Statement 2023-24

## 21. MANIPUR

## Circulation

**CAPITAL** : Imphal  
**POPULATION** : 27,21,756 (2011)  
**LITERACY** : 79.85% (2011)

### Registered Periodicals

**9.22.1.** As many as 2 new periodicals were registered in 2023-24. Thus, the total number of registered periodicals in the State increased to 259. These included 78 Dailies; 2 Tri/Bi-weeklies; 24 Weeklies; 18 Fortnightlies; 73 Monthlies; 9 Quarterlies; 38 Annuals; and 17 Others. (Table 9.21a)

**9.22.2.** Only 10 daily periodicals and 03 monthly periodicals submitted the Annual Statements for the year 2023-24. (Table 9.21b)

**9.22.3.** The circulation data furnished by 13 periodicals accounted for 1,83,780 copies per publishing day for the year 2023-24. Language wise, Manipuri claimed 1,34,656 copies followed by English, which claimed 47,999 copies per publishing day. (Table 9.20b)

### Leading Periodicals

**9.22.4.** As per the Annual Statement filed by the publishers in 2023-24, "The Sangai Express", a Manipuri Daily from Imphal West, had a claimed circulation of 40,555 copies per publishing day.



**Table No.9.21(a)**  
**Total Number of Registered Periodicals as on 31.03.2024**  
(Language & Periodicity-wise)

**MANIPUR**

S. No.	Language	Daily	Bi/Tri-Weekly	Weekly	Fortnightly	Monthly	Quarterly	Annuals	Others	Total
1	Bengali	0	0	0	0	1	0	0	0	1
2	Hindi	2	0	0	0	2	0	0	0	4
3	Manipuri	23	0	5	6	19	5	0	5	63
4	English	18	0	4	1	5	2	5	3	38
5	Bilingual	17	0	11	5	13	0	1	2	49
6	Multilingual	7	0	1	1	6	0	32	3	50
7	Others	11	2	3	5	27	2	0	4	54
	<b>Total</b>	<b>78</b>	<b>2</b>	<b>24</b>	<b>18</b>	<b>73</b>	<b>9</b>	<b>38</b>	<b>17</b>	<b>259</b>

Source: PRGI Registration Data

**Table No. 9.21(b)**  
**Circulation of Periodicals**  
(Language & Periodicity-wise)

**MANIPUR**

S. No.	Language	Daily		Weekly		Fortnightly		Monthly		Quarterly		Annual		Others		Total	
		Number	Average Circulation	Number	Average Circulation	Number	Average Circulation	Number	Average Circulation	Number	Average Circulation	Number	Average Circulation	Number	Average Circulation	Number	Average Circulation
1	Manipuri	6	134656	0	0	0	0	0	0	0	0	0	0	0	0	6	134656
2	English	4	47341	0	0	0	0	1	658	0	0	0	0	0	0	5	47999
3	Others	0	0	0	0	0	0	2	1125	0	0	0	0	0	0	2	1125
	<b>Total</b>	<b>10</b>	<b>181997</b>	<b>0</b>	<b>0</b>	<b>0</b>	<b>0</b>	<b>3</b>	<b>1783</b>	<b>0</b>	<b>0</b>	<b>0</b>	<b>0</b>	<b>0</b>	<b>0</b>	<b>13</b>	<b>183780</b>

Source: Annual Statement 2023-24

## 22. MEGHALAYA

**CAPITAL** : Shillong  
**POPULATION** : 29,64,007 (2011)  
**LITERACY** : 75.48 % (2011)

### Registered Periodicals

**9.23.1.** No new periodicals were registered from the state of Meghalaya during 2023-24 thereby the total number of registered periodicals was 119 comprising of 24 Dailies; 1 Tri-Bi-weekly; 36 Weeklies; 14 Fortnightlies; 21 Monthlies; 13 Quarterlies; 3 Annuals; and 7 of Others. (Table 9.22a)

**9.23.2** Among all registered periodicals from the state of Meghalaya only 9 periodicals with

daily periodicity submitted their Annual Statements for 2023-24. (Table 9.22b)

### Circulation

**9.23.3** Only 9 daily periodicals furnished their circulation data for 2023-24, which amounted to 1,45,267 copies per publishing day.(Table 9.22b)

### Leading Periodicals

**9.23.4** As per the Annual Statement filed by the publishers in 2023-24, among Dailies, "Meghalaya Times", English/Daily from East Khasi Garo Hills, had a claimed circulation of 29,800 copies per publishing day.



**Table No.9.22(a)**  
**Total Number of Registered Periodicals as on 31.03.2024**  
(Language & Periodicity-wise)

**MEGHALAYA**

S. No.	Language	Daily	Bi/Tri-Weekly	Weekly	Fortnightly	Monthly	Quarterly	Annuals	Others	Total
1	Bengali	1	0	0	0	1	0	0	0	2
2	Hindi	3	0	0	0	1	1	0	0	5
3	Nepali	0	0	2	1	1	0	0	0	4
4	Urdu	1	0	0	0	0	0	0	0	1
5	English	11	0	7	3	7	3	2	3	36
6	Bilingual	0	0	10	4	1	1	1	0	17
7	Multilingual	0	1	0	0	0	1	0	1	3
8	Others	8	0	17	6	10	7	0	3	51
	<b>Total</b>	<b>24</b>	<b>1</b>	<b>36</b>	<b>14</b>	<b>21</b>	<b>13</b>	<b>3</b>	<b>7</b>	<b>119</b>

Source: PRGI Registration Data

**Table No.9.22(b)**  
**Circulation of Periodicals**  
(Language & Periodicity-wise)

**MEGHAYALA**

S. No.	Language	Daily		Weekly		Fortnightly		Monthly		Quarterly		Annual		Others		Total	
		Number	Average Circulation	Number	Average Circulation	Number	Average Circulation	Number	Average Circulation	Number	Average Circulation	Number	Average Circulation	Number	Average Circulation	Number	Average Circulation
1	Hindi	2	15870	0	0	0	0	0	0	0	0	0	0	0	0	2	15870
2	English	6	125337	0	0	0	0	0	0	0	0	0	0	0	0	6	125337
3	Others	1	4060	0	0	0	0	0	0	0	0	0	0	0	0	1	4060
	<b>Total</b>	<b>9</b>	<b>145267</b>	<b>0</b>	<b>0</b>	<b>0</b>	<b>0</b>	<b>0</b>	<b>0</b>	<b>0</b>	<b>0</b>	<b>0</b>	<b>0</b>	<b>0</b>	<b>0</b>	<b>9</b>	<b>145267</b>

Source: Annual Statement 2023-24

## 23. MIZORAM

**CAPITAL** : Aizawl  
**POPULATION** : 10,91,014 (2011)  
**LITERACY** : 91.58 % (2011)

### Registered Periodicals

**9.24.1.** Only 01 new periodical was registered in 2023-24. Thus, the total number of registered periodicals in the State has increased to 207. Out of these, 59 were Dailies; 15 Tri-Bi-weeklies; 44 Weeklies; 3 Fortnightlies; 65 Monthlies; 8 Quarterlies; 2 Annuals; and 11 Others. (Table 9.23a)

**9.24.2.** From the State of Mizoram, only 6 periodicals submitted their Annual Statements for the period under review. (Table 9.23b)

### Circulation

**9.24.3.** In total, 9 periodicals which furnished the circulation data, claimed circulation of 1,28,104 copies per publishing day. (Table 9.23b)

### Leading Periodicals

**9.24.4.** As per the Annual Statement filed by the publishers in 2023-24 "THE MIZORAM POST", an English daily from Aizawl, had a claimed circulation of 44,921 copies per publishing day.



**Table No. 9.23(a)**  
**Total Number of Registered Periodicals as on 31.03.2024**  
(Language & Periodicity-wise)

**MIZORAM**

S. No.	Language	Daily	Bi/Tri-Weekly	Weekly	Fortnightly	Monthly	Quarterly	Annuals	Others	Total
1	Nepali	0	0	0	0	1	0	0	0	1
2	Tamil	0	0	0	0	0	0	1	0	1
3	English	3	0	3	0	0	1	0	2	9
4	Bilingual	2	1	3	0	5	1	1	3	16
5	Multilingual	2	2	0	0	3	0	0	0	7
6	Others	52	12	38	3	56	6	0	6	173
	<b>Total</b>	<b>59</b>	<b>15</b>	<b>44</b>	<b>3</b>	<b>65</b>	<b>8</b>	<b>2</b>	<b>11</b>	<b>207</b>

Source: PRGI Registration Data

**Table No.9.23(b)**  
**Circulation of Periodicals**  
(Language & Periodicity-wise)

**MIZORAM**

S. No.	Language	Daily		Weekly		Fortnightly		Monthly		Quarterly		Annual		Others		Total	
		Number	Average Circulation	Number	Average Circulation	Number	Average Circulation	Number	Average Circulation	Number	Average Circulation	Number	Average Circulation	Number	Average Circulation	Number	Average Circulation
1	English	6	128104	0	0	0	0	0	0	0	0	0	0	0	0	6	128104
	<b>Total</b>	<b>6</b>	<b>128104</b>	<b>0</b>	<b>0</b>	<b>0</b>	<b>0</b>	<b>0</b>	<b>0</b>	<b>0</b>	<b>0</b>	<b>0</b>	<b>0</b>	<b>0</b>	<b>0</b>	<b>6</b>	<b>128104</b>

Source: Annual Statement 2023-24

## 24. MADHYA PRADESH

**CAPITAL** : Bhopal  
**POPULATION** : 7,25,97,565 (2011)  
**LITERACY** : 70.63 % (2011)

### Registered Periodicals

**9.25.1.** As many as 630 new periodicals were registered during 2023-24. The total number of registered periodicals in the state increased to 14,578 comprising of 2,212 Dailies; 12 Tri/Bi-weeklies; 5,236 Weeklies; 611 Fortnightlies; 5,382 Monthlies; 818 Quarterlies; 29 Annuals; and 278 periodicals with Others. (Table 9.24a)

**9.25.2.** 6,506 registered periodicals submitted their Annual Statements during 2023-24 comprising of 1,345 Dailies; 1,729 Weeklies; 243 Fortnightlies; 2,717 Monthlies; 423 Quarterlies; 3 Annuals;

and 46 Others. Language-wise, as many as 6,108 periodicals brought out in Hindi periodicals, submitted their Annual Statements. (Table 9.24b)

### Circulation

**9.25.3.** Claimed circulation data for 2023-24 was received from 6,506 periodicals, claiming a total circulation of 5,48,43,724 copies per publishing day. Dailies accounted for 2,75,17,424 copies and Weeklies for 1,22,18,384 copies per publishing day. Language-wise, Hindi periodicals had the lion's share of 5,20,78,766 copies per publishing day for 2023-24. (Table 9.24b)

### Leading Periodicals

**9.25.4.** As per the Annual Statement filed by the publishers in 2023-24, "PRADESH TODAY", a Hindi Daily from Bhopal, had a claimed circulation of 2,02,812 copies per publishing day.



**Table No. 9.24(a)**  
**Total Number of Registered Periodicals as on 31.03.2024**  
(Language & Periodicity-wise)

**MADHYA PRADESH**

S. No.	Language	Daily	Bi/Tri-Weekly	Weekly	Fortnightly	Monthly	Quarterly	Annuals	Others	Total
1	Gujarati	0	0	1	1	1	0	0	1	4
2	Hindi	2053	10	4994	553	4848	690	12	203	13363
3	Malayalam	0	0	0	0	2	0	0	0	2
4	Marathi	1	0	2	3	3	3	0	0	12
5	Nepali	0	0	1	1	0	0	0	0	2
6	Odia	0	0	0	0	1	0	0	0	1
7	Sanskrit	3	0	2	1	3	3	0	0	12
8	Sindhi	0	0	9	0	5	1	0	0	15
9	Urdu	55	0	30	6	42	6	0	1	140
10	English	47	1	56	12	99	51	9	38	313
11	Bilingual	50	1	128	30	348	58	6	33	654
12	Multilingual	3	0	10	4	28	4	1	2	52
13	Others	0	0	3	0	2	2	1	0	8
	<b>Total</b>	<b>2212</b>	<b>12</b>	<b>5236</b>	<b>611</b>	<b>5382</b>	<b>818</b>	<b>29</b>	<b>278</b>	<b>14578</b>

Source: PRGI Registration Data

**Table No. 9.24(b)**  
**Circulation of Periodicals**  
(Language & Periodicity-wise)

**MADHYA PRADESH**

S. No.	Language	Daily		Weekly		Fortnightly		Monthly		Quarterly		Annual		Others		Total	
		Number	Average Circulation	Number	Average Circulation	Number	Average Circulation	Number	Average Circulation	Number	Average Circulation	Number	Average Circulation	Number	Average Circulation	Number	Average Circulation
1	Hindi	1246	26318109	1645	11599230	228	1082978	2540	11574101	405	1391206	2	3800	42	109342	6108	52078766
2	Marathi	0	0	0	0	0	0	1	1500	1	1950	0	0	0	0	2	3450
3	Sanskrit	2	130321	0	0	1	3000	3	19888	1	5400	0	0	0	0	7	158609
4	Sindhi	0	0	1	2500	0	0	2	5100	0	0	0	0	0	0	3	7600
5	Urdu	40	463996	14	75550	1	1400	23	90900	3	12350	0	0	0	0	81	644196
6	English	23	307008	23	216262	5	41625	23	86765	6	13600	1	1000	2	2500	83	668760
7	Bilingual	31	283590	44	312542	7	42500	120	540111	6	26850	0	0	2	6500	210	1212093
8	Multilingual	2	12500	2	12300	1	9000	5	34400	1	150	0	0	0	0	11	68350
9	Others	1	1900	0	0	0	0	0	0	0	0	0	0	0	0	1	1900
	<b>Total</b>	<b>1345</b>	<b>27517424</b>	<b>1729</b>	<b>12218384</b>	<b>243</b>	<b>1180503</b>	<b>2717</b>	<b>12352765</b>	<b>423</b>	<b>1451506</b>	<b>3</b>	<b>4800</b>	<b>46</b>	<b>118342</b>	<b>6506</b>	<b>54843724</b>

Source: Annual Statement 2023-24



## 25. NAGALAND

**CAPITAL** : Kohima  
**POPULATION** : 19,80,602 (2011)  
**LITERACY** : 80.11 % (2011)

### Registered Periodicals

**9.26.1.** During 2023-24, no new periodicals were registered from the State of Nagaland. Consequently, the total number of registered periodicals in the State remained at 30, comprising 11 Dailies, 11 Weeklies, 01 Fortnightly, 04 Monthlies, 02 Quarterlies, and 01 Annual. (Table 9.22a)

**9.26.2.** Out of the total 30 registered periodicals, only 7 furnished their circulation data in 2023-24. (Table 9.25 a & b)

### Circulation

**9.26.3.** In total 7 periodicals, furnished their circulation data and claimed a total circulation of 77,877 copies per publishing day during 2023-24. (Table 9.25b)

### Leading Periodicals

**9.26.4.** As per the Annual Statement filed by the publishers in 2023-24, "The Nagaland Post", an English Daily published from Dimapur, had a claimed circulation of 35,530 copies per publishing day.

**Table No.9.25(a)**  
**Total Number of Registered Periodicals as on 31.03.2024**  
(Language & Periodicity-wise)

NAGALAND										
S. No.	Language	Daily	Bi/Tri-Weekly	Weekly	Fortnightly	Monthly	Quarterly	Annuals	Others	Total
1	English	6	0	11	1	2	1	1	0	22
2	Bilingual	0	0	0	0	1	0	0	0	1
3	Others	5	0	0	0	1	1	0	0	7
	<b>Total</b>	<b>11</b>	<b>0</b>	<b>11</b>	<b>1</b>	<b>4</b>	<b>2</b>	<b>1</b>	<b>0</b>	<b>30</b>

Source: PRGI Registration Data

**Table No.9.25(b)**  
**Circulation of Periodicals**  
(Language & Periodicity-wise)

NAGALAND																	
S. No.	Language	Daily		Weekly		Fortnightly		Monthly		Quarterly		Annual		Others		Total	
		Number	Average Circulation	Number	Average Circulation	Number	Average Circulation	Number	Average Circulation	Number	Average Circulation	Number	Average Circulation	Number	Average Circulation	Number	Average Circulation
1	English	7	77877	0	0	0	0	0	0	0	0	0	0	0	0	7	77877
	<b>Total</b>	<b>7</b>	<b>77877</b>	<b>0</b>	<b>0</b>	<b>0</b>	<b>0</b>	<b>0</b>	<b>0</b>	<b>0</b>	<b>0</b>	<b>0</b>	<b>0</b>	<b>0</b>	<b>0</b>	<b>7</b>	<b>77877</b>

Source: Annual Statement 2023-24



## 26. ODISHA

## Circulation

**CAPITAL** : Bhubaneswar  
**POPULATION** : 4,19,47,358 (2011)  
**LITERACY** : 73.45 % (2011)

### Registered Periodicals

**9.27.1.** A total of 15 new periodicals were registered during 2023-24. Thus, the total number of registered periodicals in the state went up to 2,726 by the end of 2023-24, comprising of 305 Dailies; 3 Tri/Bi-weeklies; 588 Weeklies; 357 Fortnightlies; 834 Monthlies; 296 Quarterlies; 215 Annuals; and 128 Others. (Table 9.26a)

**9.27.2.** Annual Statements were received from 559 periodicals in 2023-24. These included 156 Dailies; 165 Weeklies; 115 Monthlies; 91 Fortnightlies; 19 Quarterlies; 7 Annual; and 6 Others. (Table 9.26b)

**9.27.3.** The above 559 periodicals altogether claimed a total circulation of 1,03,78,773 copies per publishing day during 2023-24. Dailies had the largest circulation of 59,41,364 copies followed by Weeklies with 22,37,420 copies followed by Monthlies with 11,07,399 copies and Fortnightlies with 10,06,868 copies per publishing day. Language-wise, Odia periodicals had a total circulation of 88,71,412 copies. (Table 9.26b)

### Leading Periodicals

**9.27.4.** As per the Annual Statement filed by the publishers in 2023-24, "Prameya", an Odia Daily from Khorda, had a claimed circulation of 4,63,148 copies per publishing day.

**Table No.9.26(a)**  
**Total Number of Registered Periodicals as on 31.03.2024**  
(Language & Periodicity-wise)

### ODISHA

S. No.	Language	Daily	Bi/Tri-Weekly	Weekly	Fortnightly	Monthly	Quarterly	Annuals	Others	Total
1	Assamese	0	0	0	0	0	1	0	0	1
2	Bengali	0	0	0	0	0	1	0	1	2
3	Bodo	0	0	0	0	1	0	0	0	1
4	Dogri	0	0	0	0	0	1	0	0	1
5	Gujarati	0	0	0	0	1	0	0	0	1
6	Hindi	19	0	9	6	17	3	0	2	56
7	Kannada	0	0	0	0	0	1	0	0	1
8	Kashmiri	0	0	0	0	1	0	0	0	1
9	Konkani	0	0	0	0	0	1	0	0	1
10	Maithili	0	0	0	0	1	0	0	0	1
11	Malayalam	0	0	0	0	0	1	0	0	1
12	Manipuri	0	0	0	0	0	1	0	0	1
13	Marathi	0	0	0	0	0	1	0	0	1
14	Nepali	0	0	0	0	0	1	0	0	1
15	Odia	230	3	488	290	577	183	34	63	1868
16	Punjabi	0	0	0	0	0	1	0	0	1
17	Sanskrit	1	0	0	0	2	3	0	1	7
18	Santhali	1	0	0	3	3	0	0	0	7
19	Sindhi	0	0	0	0	0	1	0	0	1
20	Tamil	0	0	0	0	0	1	0	0	1
21	Telugu	0	0	1	0	0	1	0	0	2
22	Urdu	3	0	1	1	1	3	0	1	10
23	English	36	0	35	27	79	47	21	37	282
24	Bilingual	12	0	45	28	82	26	39	11	243
25	Multilingual	3	0	8	2	20	13	121	12	179
26	Others	0	0	1	0	49	5	0	0	55
	<b>Total</b>	<b>305</b>	<b>3</b>	<b>588</b>	<b>357</b>	<b>834</b>	<b>296</b>	<b>215</b>	<b>128</b>	<b>2726</b>

Source: PRGI Registration Data



**Table No.9.26(b)**  
**Circulation of Periodicals**  
(Language & Periodicity-wise)

**ODISHA**

S. No.	Language	Daily		Weekly		Fortnightly		Monthly		Quarterly		Annual		Others		Total	
		Number	Average Circulation	Number	Average Circulation	Number	Average Circulation	Number	Average Circulation	Number	Average Circulation	Number	Average Circulation	Number	Average Circulation	Number	Average Circulation
1	Hindi	7	140138	1	1950	0	0	2	7200	0	0	0	0	0	0	10	149288
2	Odia	121	5287473	141	1910867	70	829743	80	781247	12	40932	1	1100	4	20050	429	8871412
3	Urdu	2	38653	0	0	0	0	0	0	0	0	0	0	0	0	2	38653
4	English	22	390134	11	110010	10	125245	16	172127	3	3600	4	7400	1	800	67	809316
5	Bilingual	3	67272	12	214593	11	51880	13	129645	3	5170	2	4970	1	600	45	474130
6	Multilingual	1	17694	0	0	0	0	4	17180	1	1100	0	0	0	0	6	35974
7	<b>Total</b>	<b>156</b>	<b>5941364</b>	<b>165</b>	<b>2237420</b>	<b>91</b>	<b>1006868</b>	<b>115</b>	<b>1107399</b>	<b>19</b>	<b>50802</b>	<b>7</b>	<b>13470</b>	<b>6</b>	<b>21450</b>	<b>559</b>	<b>10378773</b>

Source: Annual Statement 2023-24

## 27. PUDUCHERRY

**CAPITAL** : Puducherry  
**POPULATION** : 12,44,464 (2011)  
**LITERACY** : 86.55 % (2011)

### Registered Periodicals

**9.28.1.** Only 01 new periodical was registered in the Union Territory during the year 2023-24. Thus, the total number of registered periodicals has remained 217, comprising of 24 Dailies; 2 Tri/Bi-weekly; 45 Weeklies; 23 Fortnightlies; 86 Monthlies; 26 Quarterlies; 1 Annual; and 10 Others. (Table 9.27a)

**9.28.2.** From the Union Territory of Puducherry, 47 periodicals submitted their Annual Statements in 2023-24. These included 13 Dailies; 16 Weeklies; 3 Fortnightlies; 8 Monthlies; 6 Quarterlies; and 1 Other. (Table 9.27b)

### Circulation

**9.28.3.** 47 periodicals submitted their Annual statements claiming a circulation of 2,77,995 copies per publishing day during 2023-24. Daily periodicals commanded 1,98,144 and Weekly periodicals 54,041 copies. Language wise, Tamil Periodicals dominated, with a circulation of 2,11,306 copies per publishing day. (Table 9.27b)

### Leading Periodicals

**9.28.4.** As per the Annual Statement filed by the publishers in 2023-24, "DINAKARAN", a Tamil/Daily from Puducherry, had a claimed circulation of 58,396 copies per publishing day.



**Table No.9.27(a)**  
**Total Number of Registered Periodicals as on 31.03.2024**  
(Language & Periodicity-wise)

**PUDUCHERRY**

S. No.	Language	Daily	Bi/Tri-Weekly	Weekly	Fortnightly	Monthly	Quarterly	Annuals	Others	Total
1	Bengali	0	0	0	0	0	1	0	0	1
2	Gujarati	0	0	0	0	0	2	0	0	2
3	Hindi	1	0	0	0	1	0	0	0	2
4	Kannada	0	0	0	0	0	1	0	0	1
5	Malayalam	0	0	0	0	2	0	0	0	2
6	Marathi	0	0	0	0	1	1	0	0	2
7	Odia	0	0	0	0	2	1	0	0	3
8	Sanskrit	0	0	0	0	0	1	0	0	1
9	Tamil	19	0	28	20	57	2	0	4	130
10	Telugu	0	0	0	0	2	0	0	0	2
11	English	1	0	3	1	11	9	0	5	30
12	Bilingual	2	2	11	2	5	6	1	0	29
13	Multilingual	1	0	3	0	4	1	0	0	9
14	Others	0	0	0	0	1	1	0	1	3
	<b>Total</b>	<b>24</b>	<b>2</b>	<b>45</b>	<b>23</b>	<b>86</b>	<b>26</b>	<b>1</b>	<b>10</b>	<b>217</b>

Source: PRGI Registration Data

**Table No.9.27(b)**  
**Circulation of Periodicals**  
(Language & Periodicity-wise)

**PUDUCHERRY**

S. No.	Language	Daily		Weekly		Fortnightly		Monthly		Quarterly		Annual		Others		Total	
		Number	Average Circulation	Number	Average Circulation	Number	Average Circulation	Number	Average Circulation	Number	Average Circulation	Number	Average Circulation	Number	Average Circulation	Number	Average Circulation
1	Hindi	1	1900	0	0	0	0	0	0	0	0	0	0	0	0	1	1900
2	Marathi	0	0	0	0	0	0	0	0	1	555	0	0	0	0	1	555
3	Odia	0	0	0	0	0	0	1	6717	1	2313	0	0	0	0	2	9030
4	Sanskrit	0	0	0	0	0	0	0	0	1	325	0	0	0	0	1	325
5	Tamil	9	150557	11	47241	3	3450	5	7058	1	3000	0	0	0	0	29	211306
6	English	1	17000	0	0	0	0	1	639	2	870	0	0	1	300	5	18809
7	Bilingual	2	28687	4	4900	0	0	1	583	0	0	0	0	0	0	7	34170
8	Multilingual	0	0	1	1900	0	0	0	0	0	0	0	0	0	0	1	1900
	<b>Total</b>	<b>13</b>	<b>198144</b>	<b>16</b>	<b>54041</b>	<b>3</b>	<b>3450</b>	<b>8</b>	<b>14997</b>	<b>6</b>	<b>7063</b>	<b>0</b>	<b>0</b>	<b>1</b>	<b>300</b>	<b>47</b>	<b>277995</b>

Source: Annual Statement 2023-24



## 28. PUNJAB

**CAPITAL** : Chandigarh  
**POPULATION** : 2,77,04,236 (2011)  
**LITERACY** : 76.68 % (2011)

### Circulation

#### Registered Periodicals

**9.29.1.** As many as 68 new periodicals were registered in the State during the period 2023-24. The total number of registered periodicals increased to 3,220 by the end of 2023-24, comprising of 363 Dailies; 24 Tri/Bi-weeklies; 1019 Weeklies; 350 Fortnightlies; 1,033 Monthlies; 156 Quarterlies; 117 Annuals; and 158 Others. (Table 9.28a)

**9.29.2.** Annual Statements were received from 364 periodicals in 2023-24. The Statements were received from the publishers of 138 Dailies; 95 Weeklies; 22 Fortnightlies; 92 Monthlies; 6 Quarterlies; 8 Annuals; and 3 from Others. Language-wise, 145 periodicals were in Punjabi followed by 118 in Hindi. (Table 9.28b)

**9.29.3.** The total circulation claimed by 364 periodicals amounted for 33,85,495 copies per publishing day during the period under report. Daily periodicals commanded 24,55,263 copies, followed by Weeklies with 4,59,114 and Monthlies with 3,81,822 copies per publishing day. Language-wise, Punjabi periodicals dominated with a circulation of 15,80,162 copies which was followed by Hindi periodicals with 13,95,438 copies per publishing day. (Table 9.28b)

#### Leading Periodicals

**9.29.4.** As per the Annual Statement filed by the publishers in 2023-24, "Dainik Savera Times", a Hindi Daily from Jalandhar, claimed a circulation of 3,80,977 copies per publishing day. "Punjab Kesari", another Hindi Daily, from Jalandhar claimed a circulation of 1,38,227 copies per publishing day.

**Table No.9.28(a)**  
**Total Number of Registered Periodicals as on 31.03.2024**  
(Language & Periodicity-wise)

#### PUNJAB

S. No.	Language	Daily	Bi/Tri-Weekly	Weekly	Fortnightly	Monthly	Quarterly	Annuals	Others	Total
1	Bengali	0	0	1	0	0	0	0	0	1
2	Gujarati	0	0	0	0	1	0	0	0	1
3	Hindi	133	3	174	67	191	16	1	5	590
4	Kannada	0	0	1	0	0	0	0	0	1
5	Malayalam	0	0	1	0	0	0	0	0	1
6	Odia	0	0	1	0	0	0	0	0	1
7	Punjabi	161	14	486	145	444	30	3	24	1307
8	Sanskrit	0	0	1	0	0	1	0	0	2
9	Tamil	0	0	1	0	0	0	0	0	1
10	Telugu	0	0	1	0	0	0	0	0	1
11	Urdu	30	2	172	58	85	0	0	1	348
12	English	20	0	42	28	132	46	25	32	325
13	Bilingual	14	4	100	29	103	20	9	17	296
14	Multilingual	5	1	38	22	77	43	78	79	343
15	Others	0	0	0	1	0	0	1	0	2
	<b>Total</b>	<b>363</b>	<b>24</b>	<b>1019</b>	<b>350</b>	<b>1033</b>	<b>156</b>	<b>117</b>	<b>158</b>	<b>3220</b>

Source: PRGI Registration Data



**Table No.9.28(b)**  
**Circulation of Periodicals**  
(Language & Periodicity-wise)

**PUNJAB**

S. No.	Language	Daily		Weekly		Fortnightly		Monthly		Quarterly		Annual		Others		Total	
		Number	Average Circulation	Number	Average Circulation	Number	Average Circulation	Number	Average Circulation	Number	Average Circulation	Number	Average Circulation	Number	Average Circulation	Number	Average Circulation
1	Hindi	61	1210493	27	90271	9	21475	20	71224	1	1975	0	0	0	0	118	1395438
2	Punjabi	57	1007338	46	300502	9	43148	30	228024	2	850	0	0	1	300	145	1580162
3	Urdu	1	1543	0	0	0	0	0	0	0	0	0	0	0	0	1	1543
4	English	12	225989	3	25016	0	0	8	6583	2	3850	3	1250	0	0	28	262688
5	Bilingual	3	3200	11	34175	3	10450	20	57179	1	1980	4	1000	2	1218	44	109202
6	Multilingual	4	6700	8	9150	1	1500	14	18812	0	0	1	300	0	0	28	36462
	<b>Total</b>	<b>138</b>	<b>2455263</b>	<b>95</b>	<b>459114</b>	<b>22</b>	<b>76573</b>	<b>92</b>	<b>381822</b>	<b>6</b>	<b>8655</b>	<b>8</b>	<b>2550</b>	<b>3</b>	<b>1518</b>	<b>364</b>	<b>3385495</b>

Source: Annual Statement 2023-24

## 29. RAJASTHAN

## Circulation

**CAPITAL** : Jaipur  
**POPULATION** : 6,86,21,012 (2011)  
**LITERACY** : 67.06 % (2011)

### Registered Periodicals

**9.30.1.** As many as 55 new periodicals were registered during 2023-24. The total number of registered periodicals in the state has increased to 7,874 consisting of 999 Dailies; 21 Tri/Bi-weeklies; 1984 Weeklies; 2,676 Fortnightlies; 1,616 Monthlies; 353 Quarterlies; 73 Annuals; and 152 with Others. (Table 9.29 a)

**9.30.2.** Total number of Annual Statements received from the state of Rajasthan for the year 2023-24 were 1618. These included 447 Dailies; 330 Weeklies; 662 Fortnightlies; 156 Monthlies; 11 Quarterlies; 02 Annuals; and 10 with other periodicities. Language-wise, Hindi periodicals comprised of the largest number with 1,447. (Table 9.29b)

**9.30.3.** The 1,618 periodicals that submitted their Annual Statements claimed a circulation of 1,41,27,785 copies per publishing day during 2023-24. Dailies commanded a circulation of 96,96,396 copies. Among periodicals, Fortnightlies with 24,35,857 copies were leading and followed by Weeklies with 14,56,898 copies, and Monthlies with 5,17,408 copies per publishing day. Language-wise, Hindi periodicals were the most circulated with 1,33,95,025 copies per publishing day. (Table 9.29b)

### Leading Periodicals

**9.30.4.** As per the Annual Statement filed by the publishers in 2023-24 "Dainik Bhaskar", a Hindi Daily from Jaipur, had claimed a circulation of 4,78,398 copies per publishing day.



**Table No.9.29(a)**  
**Total Number of Registered Periodicals as on 31.03.2024**  
(Language & Periodicity-wise)

**RAJASTHAN**

S. No.	Language	Daily	Bi/Tri-Weekly	Weekly	Fortnightly	Monthly	Quarterly	Annuals	Others	Total
1	Bengali	0	1	0	0	1	0	0	0	2
2	Gujarati	0	0	0	0	0	0	1	1	2
3	Hindi	936	20	1844	2466	1235	236	22	70	6829
4	Kannada	0	0	0	0	1	0	0	0	1
5	Malayalam	0	0	0	0	2	0	0	0	2
6	Marathi	0	0	0	0	1	0	0	0	1
7	Punjabi	0	0	3	2	2	0	0	0	7
8	Sanskrit	0	0	0	1	2	1	1	1	6
9	Sindhi	6	0	18	6	7	2	0	0	39
10	Urdu	13	0	5	6	10	2	0	1	37
11	English	15	0	31	32	92	33	12	39	254
12	Bilingual	23	0	75	143	233	64	27	33	598
13	Multilingual	0	0	7	12	20	8	10	6	63
14	Others	6	0	1	8	10	7	0	1	33
	<b>Total</b>	<b>999</b>	<b>21</b>	<b>1984</b>	<b>2676</b>	<b>1616</b>	<b>353</b>	<b>73</b>	<b>152</b>	<b>7874</b>

Source: PRGI Registration Data

**Table No.9.29(b)**  
**Circulation of Periodicals**  
(Language & Periodicity-wise)

**RAJASTHAN**

S. No.	Language	Daily		Weekly		Fortnightly		Monthly		Quarterly		Annual		Others		Total	
		Number	Average Circulation	Number	Average Circulation	Number	Average Circulation	Number	Average Circulation	Number	Average Circulation	Number	Average Circulation	Number	Average Circulation	Number	Average Circulation
1	Hindi	421	9411216	299	1304275	606	2256449	110	416647	6	3000	1	100	4	3338	1447	13395025
2	Kannada	0	0	0	0	0	0	1	700	0	0	0	0	0	0	1	700
3	Marathi	0	0	0	0	0	0	1	1950	0	0	0	0	0	0	1	1950
4	Sindhi	4	67190	3	38765	0	0	0	0	0	0	0	0	0	0	7	105955
5	Urdu	3	49000	0	0	1	6000	0	0	0	0	0	0	0	0	4	55000
6	English	7	117590	14	92698	12	21208	8	13223	1	50	0	0	4	3033	46	247802
7	Bilingual	10	45600	12	20760	39	133290	34	58913	4	8538	1	1000	2	2167	102	270268
8	Multilingual	0	0	2	400	1	1900	0	0	0	0	0	0	0	0	3	2300
9	Others	2	5800	0	0	3	17010	2	25975	0	0	0	0	0	0	7	48785
	<b>Total</b>	<b>447</b>	<b>9696396</b>	<b>330</b>	<b>1456898</b>	<b>662</b>	<b>2435857</b>	<b>156</b>	<b>517408</b>	<b>11</b>	<b>11588</b>	<b>2</b>	<b>1100</b>	<b>10</b>	<b>8538</b>	<b>1618</b>	<b>14127785</b>

Source: Annual Statement 2023-24



### 30. SIKKIM

**CAPITAL** : Gangtok  
**POPULATION** : 6,07,688 (2011)  
**LITERACY** : 82.20 % (2011)

2023-24. They were 16 Dailies and 24 Weeklies.(Table 9.30b)

#### Circulation

#### Registered Periodicals

**9.31.1.** No new periodical was registered in 2023-24 in the State. The total number of registered periodicals was 120 comprising of 23 Dailies; 2 Bi/Tri-Weekly; 81 Weeklies; 1 Fortnightlies; 6 Monthlies; 3 Quarterlies; and 4 others. (Table 9.30a)

**9.31.2.** Out of 120 registered periodicals, only 40 periodicals submitted their Annual Statements from the State of Sikkim in

**9.31.3.** As per data from the above 40 periodicals, a total circulation of 3,19,901 copies was claimed by the periodical. The share of Dailies in it was 2,50,768 copies and of Weeklies was 69,133 copies per publishing day. (Table 9.30b)

#### Leading Periodicals

**9.31.4.** As per the Annual Statement filed by the publishers in 2023-24, "Sikkim Express", an English Daily from East Sikkim/Gangtok, had a claimed circulation of 30,380 copies per publishing day.

**Table No.9.30(a)**  
**Total Number of Registered Periodicals as on 31.03.2024**  
(Language & Periodicity-wise)

SIKKIM										
S. No.	Language	Daily	Bi/Tri-Weekly	Weekly	Fortnightly	Monthly	Quarterly	Annuals	Others	Total
1	Hindi	4	0	1	0	0	0	0	0	5
2	Nepali	7	2	71	0	2	0	0	2	84
3	Urdu	2	0	0	0	0	0	0	0	2
4	English	10	0	6	1	3	3	0	2	25
5	Bilingual	0	0	3	0	1	0	0	0	4
	<b>Total</b>	<b>23</b>	<b>2</b>	<b>81</b>	<b>1</b>	<b>6</b>	<b>3</b>	<b>0</b>	<b>4</b>	<b>120</b>

Source: PRGI Registration Data

**Table No.9.30(b)**  
**Circulation of Periodicals**  
(Language & Periodicity-wise)

SIKKIM																	
S. No.	Language	Daily		Weekly		Fortnightly		Monthly		Quarterly		Annual		Others		Total	
		Number	Average Circulation	Number	Average Circulation	Number	Average Circulation	Number	Average Circulation	Number	Average Circulation	Number	Average Circulation	Number	Average Circulation	Number	Average Circulation
1	Hindi	4	50950	0	0	0	0	0	0	0	0	0	0	0	0	4	50950
2	Nepali	4	72529	24	69133	0	0	0	0	0	0	0	0	0	0	28	141662
3	Urdu	2	34400	0	0	0	0	0	0	0	0	0	0	0	0	2	34400
4	English	6	92889	0	0	0	0	0	0	0	0	0	0	0	0	6	92889
	<b>Total</b>	<b>16</b>	<b>250768</b>	<b>24</b>	<b>69133</b>	<b>0</b>	<b>0</b>	<b>0</b>	<b>0</b>	<b>0</b>	<b>0</b>	<b>0</b>	<b>0</b>	<b>0</b>	<b>0</b>	<b>40</b>	<b>319901</b>

Source: Annual Statement 2023-24



## 31. TELANGANA

## Circulation

**CAPITAL** : Hyderabad  
**POPULATION** : 3,52,86,757 (2011)  
**LITERACY** : 67.22 % (2011)

### Registered Periodicals

**9.32.1.** A total number of 58 new periodicals were registered in 2023-24. The total number of registered periodicals has gone up to 3,560 comprising of 824 Dailies; 9 Bi/Tri-weeklies; 749 Weeklies; 393 Fortnightlies; 1,296 Monthlies; 178 Quarterlies; 19 Annuals; and 92 with Others. (Table 9.31a)

**9.32.2.** Out of 3,560 registered periodicals, 1,075 periodicals filed Annual statement which included 559 Dailies; 118 Weeklies; 84 Fortnightlies; 298 Monthlies; 9 Quarterlies; 2 Annual; and 5 Other Periodicals. Language-wise, Telugu periodicals comprised of the largest numbers with 674. (Table 9.31b)

**9.32.3.** A total circulation of 1,30,36,567 copies per publishing day was registered during 2023-24. The Daily periodicals of the state contributed 91,56,584 copies in the total circulation followed by Monthly with 25,98,275 copies per publishing day. Telugu press dominated in the State with a circulation figure of 86,58,748 copies followed by English 24,74,832 copies and Urdu 11,18,636 copies per publishing day. (Table 9.31b)

### Leading Periodicals

**9.32.4.** As per the Annual Statement filed by the publishers in 2023-24 "Deccan Chronicle", an English/Daily from Hyderabad, had a claimed circulation of 4,36,074 copies per publishing day.

**Table No. 9.31(a)**  
**Total Number of Registered Periodicals as on 31.03.2024**  
(Language & Periodicity-wise)

### TELANGANA

S. No.	Language	Daily	Bi/Tri-Weekly	Weekly	Fortnightly	Monthly	Quarterly	Annuals	Others	Total
1	Assamese	0	0	0	0	2	0	0	0	2
2	Bengali	0	0	0	0	5	0	0	1	6
3	Gujarati	0	0	0	0	5	0	0	0	5
4	Hindi	22	0	12	5	25	9	0	3	76
5	Kannada	0	0	2	0	5	0	0	0	7
6	Malayalam	0	0	0	0	4	1	0	0	5
7	Marathi	0	0	0	0	8	0	0	0	8
8	Odia	0	0	0	0	4	0	0	0	4
9	Punjabi	0	0	0	0	2	0	0	0	2
10	Sindhi	0	0	0	0	0	0	0	1	1
11	Tamil	0	0	1	0	6	1	0	0	8
12	Telugu	490	2	203	188	689	31	2	15	1620
13	Urdu	166	3	365	100	130	8	0	5	777
14	English	130	3	128	78	249	105	14	51	758
15	Bilingual	8	0	32	20	131	17	2	12	222
16	Multilingual	8	1	5	2	31	4	1	4	56
17	Others	0	0	1	0	0	2	0	0	3
	<b>Total</b>	<b>824</b>	<b>9</b>	<b>749</b>	<b>393</b>	<b>1296</b>	<b>178</b>	<b>19</b>	<b>92</b>	<b>3560</b>

Source: PRGI Registration Data



**Table No. 9.31(b)**  
**Circulation of Periodicals**  
(Language & Periodicity-wise)

**TELANGANA**

S. No.	Language	Daily		Weekly		Fortnightly		Monthly		Quarterly		Annual		Others		Total	
		Number	Average Circulation	Number	Average Circulation	Number	Average Circulation	Number	Average Circulation	Number	Average Circulation	Number	Average Circulation	Number	Average Circulation	Number	Average Circulation
1	Hindi	17	234698	1	1000	0	0	1	15000	0	0	0	0	0	0	19	250698
2	Tamil	0	0	1	1900	0	0	2	79000	0	0	0	0	0	0	3	80900
3	Telugu	378	6121937	28	221455	53	392899	212	1918357	3	4100	0	0	0	0	674	8658748
4	Urdu	79	806036	68	199100	23	68650	20	39350	1	5500	0	0	0	0	191	1118636
5	English	79	1944938	16	190191	6	54033	28	202040	3	78505	2	3150	1	1975	135	2474832
6	Bilingual	3	31000	2	12800	2	10300	23	234978	2	2800	0	0	3	3550	35	295428
7	Multilingual	3	17975	2	13800	0	0	5	50350	0	0	0	0	1	16000	11	98125
8	Others	0	0	0	0	0	0	7	59200	0	0	0	0	0	0	7	59200
	<b>Total</b>	<b>559</b>	<b>9156584</b>	<b>118</b>	<b>640246</b>	<b>84</b>	<b>525882</b>	<b>298</b>	<b>2598275</b>	<b>9</b>	<b>90905</b>	<b>2</b>	<b>3150</b>	<b>5</b>	<b>21525</b>	<b>1075</b>	<b>13036567</b>

Source: Annual Statement 2023-24

### 32. TAMIL NADU

### Circulation

**CAPITAL** : Chennai  
**POPULATION** : 7,21,38,958 (2011)  
**LITERACY** : 80.33 % (2011)

#### Registered Periodicals

**9.33.1.** A total number of 103 new periodicals were registered in 2023-24. The total number of registered periodicals has gone up to 9,042 comprising of 758 Dailies; 99 Tri/Bi-weeklies; 1,227 Weeklies; 1,190 Fortnightlies; 4,913 Monthlies; 435 Quarterlies; 156 Annuals; and 264 with other periodicities. (Table 9.32a)

**9.33.2.** Annual Statements were received from 1,400 periodicals during 2023-24, from 238 Dailies, 167 Weeklies, 826 Monthlies, 133 Fortnightlies, 14 Quarterlies, 0 Annuals and 22 with other periodicities. (Table 9.32b)

**9.33.3.** The above 1400 periodicals that submitted their Annual Statements, had a combined circulation of 1,25,53,218 copies per publishing day in the year 2023-24. Dailies had a share of 67,41,326 copies followed by Monthlies with 33,03,330 copies, Weeklies 17,52,657 copies per publishing day. Language-wise, Tamil periodicals had a circulation of 85,60,255 copies, followed by English 30,86,471 copies per publishing day. (Table 9.32b)

#### Leading Periodicals

**9.33.4.** As per the Annual Statement filed by the publishers in 2023-24 "Madurai Mani", a Tamil/Daily published from Madurai, had a claimed circulation of 8,75,350 copies per publishing day.



**Table No.9.32(a)**  
**Total Number of Registered Periodicals as on 31.03.2024**  
(Language & Periodicity-wise)

**TAMIL NADU**

S. No.	Language	Daily	Bi/Tri-Weekly	Weekly	Fortnightly	Monthly	Quarterly	Annuals	Others	Total
1	Assamese	0	0	0	0	2	0	0	0	2
2	Bengali	0	0	0	1	2	0	0	0	3
3	Gujarati	0	0	0	1	3	0	0	0	4
4	Hindi	7	0	7	7	44	8	0	5	78
5	Kannada	1	3	1	4	17	1	0	2	29
6	Malayalam	8	3	4	7	40	9	0	3	74
7	Marathi	0	0	0	1	3	0	0	1	5
8	Nepali	0	0	0	0	1	0	0	0	1
9	Odia	0	0	0	0	2	0	0	0	2
10	Punjabi	0	0	0	0	2	1	0	0	3
11	Sanskrit	0	0	0	0	1	0	0	1	2
12	Santhali	0	0	0	0	1	0	0	0	1
13	Sindhi	0	0	0	0	2	0	0	0	2
14	Tamil	626	58	823	889	3355	102	12	76	5941
15	Telugu	8	3	11	18	116	6	1	6	169
16	Urdu	4	5	18	3	12	1	1	0	44
17	English	82	18	187	133	669	234	46	131	1500
18	Bilingual	20	7	167	122	579	64	52	33	1044
19	Multilingual	2	0	8	4	59	9	44	5	131
20	Others	0	2	1	0	3	0	0	1	7
	<b>Total</b>	<b>758</b>	<b>99</b>	<b>1227</b>	<b>1190</b>	<b>4913</b>	<b>435</b>	<b>156</b>	<b>264</b>	<b>9042</b>

Source: PRGI Registration Data

**Table No.9.32(b)**  
**Circulation of Periodicals**  
(Language & Periodicity-wise)

**TAMIL NADU**

S. No.	Language	Daily		Weekly		Fortnightly		Monthly		Quarterly		Annual		Others		Total	
		Number	Average Circulation	Number	Average Circulation	Number	Average Circulation	Number	Average Circulation	Number	Average Circulation	Number	Average Circulation	Number	Average Circulation	Number	Average Circulation
1	Assamese	0	0	0	0	0	0	1	700	0	0	0	0	0	0	1	700
2	Bengali	0	0	0	0	0	0	1	2758	0	0	0	0	0	0	1	2758
3	Hindi	5	64495	0	0	0	0	9	77656	0	0	0	0	0	0	14	142151
4	Kannada	0	0	0	0	0	0	5	14685	0	0	0	0	0	0	5	14685
5	Malayalam	1	6272	0	0	0	0	4	16841	0	0	0	0	0	0	5	23113
6	Marathi	0	0	0	0	0	0	1	650	0	0	0	0	0	0	1	650
7	Nepali	0	0	0	0	0	0	1	2121	0	0	0	0	0	0	1	2121
8	Odia	0	0	0	0	0	0	1	2450	0	0	0	0	0	0	1	2450
9	Punjabi	0	0	0	0	0	0	1	850	0	0	0	0	0	0	1	850
10	Tamil	176	504187	68	444979	105	491361	626	2435028	9	9585	0	0	12	138115	996	8560255
11	Telugu	4	26369	0	0	1	770	7	50760	1	1850	0	0	0	0	13	79749
12	Urdu	1	25200	0	0	0	0	1	200	0	0	0	0	0	0	2	25400
13	English	45	1540518	41	1051684	5	46928	53	432361	3	330	0	0	6	14650	153	3086471
14	Bilingual	6	37285	56	141577	22	38116	105	247724	1	1800	0	0	4	12400	194	478902
15	Multilingual	0	0	2	114417	0	0	10	18546	0	0	0	0	0	0	12	132963
	<b>Total</b>	<b>238</b>	<b>6741326</b>	<b>167</b>	<b>1752657</b>	<b>133</b>	<b>577175</b>	<b>826</b>	<b>3303330</b>	<b>14</b>	<b>13565</b>	<b>0</b>	<b>0</b>	<b>22</b>	<b>165165</b>	<b>1400</b>	<b>12553218</b>

Source: Annual Statement 2023-24



### 33. TRIPURA

### Circulation

**CAPITAL** : Agartala  
**POPULATION** : 36,71,032 (2011)  
**LITERACY** : 87.75 % (2011)

#### Registered Periodicals

**9.34.1.** Only 4 new periodical was registered during 2023-24, thus taking the total number of registered Periodicals in the State to 179 comprising of 49 Dailies; 96 Weeklies; 12 Fortnightlies; 13 Monthlies; 5 Quarterlies; 1 Annual; and 3 Others. (Table 9.33a)

**9.34.2.** The publishers of 51 periodicals from the State submitted their Annual Statements for the period 2023-24. These included 26 Dailies; 24 Weeklies; and 1 Monthly. (Table 9.33b)

**9.34.3.** The aforesaid 51 periodicals reportedly claimed a total circulation of 4,82,970 copies per publishing day during 2023-24. The daily periodicals of the state contributed 3,99,868 copies in the total circulation. Bengali press dominated in the State with a circulation figure of 3,78,682 copies followed by English 98,023 copies per publishing day. (Table 9.33b)

#### Leading Periodicals

**9.34.4.** As per the Annual Statement filed by the publishers in 2023-24, "Dainik Sambad", a Bengali/Daily from West Tripura/Agartala, had claimed a circulation of 51,811 copies per publishing day.

**Table No.9.33(a)**  
**Total Number of Registered Periodicals as on 31.03.2024**  
(Language & Periodicity-wise)

#### TRIPURA

S. No.	Language	Daily	Bi/Tri-Weekly	Weekly	Fortnightly	Monthly	Quarterly	Annuals	Others	Total
1	Bengali	39	0	79	7	9	4	1	2	141
2	Hindi	1	0	1	0	0	0	0	0	2
3	Manipuri	0	0	1	0	0	0	0	0	1
4	English	8	0	6	3	1	1	0	1	20
5	Bilingual	0	0	5	1	1	0	0	0	7
6	Multilingual	0	0	2	1	0	0	0	0	3
7	Others	1	0	2	0	2	0	0	0	5
	<b>Total</b>	<b>49</b>	<b>0</b>	<b>96</b>	<b>12</b>	<b>13</b>	<b>5</b>	<b>1</b>	<b>3</b>	<b>179</b>

Source: PRGI Registration Data

**Table No.9.33(b)**  
**Circulation of Periodicals**  
(Language & Periodicity-wise)

#### TRIPURA

S. No.	Language	Daily		Weekly		Fortnightly		Monthly		Quarterly		Annual		Others		Total	
		Number	Average Circulation	Number	Average Circulation	Number	Average Circulation	Number	Average Circulation	Number	Average Circulation	Number	Average Circulation	Number	Average Circulation	Number	Average Circulation
1	Bengali	19	303787	21	74895	0	0	0	0	0	0	0	0	0	0	40	378682
2	Hindi	1	6265	0	0	0	0	0	0	0	0	0	0	0	0	1	6265
3	English	6	89816	3	6232	0	0	1	1975	0	0	0	0	0	0	10	98023
	<b>Total</b>	<b>26</b>	<b>399868</b>	<b>24</b>	<b>81127</b>	<b>0</b>	<b>0</b>	<b>1</b>	<b>1975</b>	<b>0</b>	<b>0</b>	<b>0</b>	<b>0</b>	<b>0</b>	<b>0</b>	<b>51</b>	<b>482970</b>

Source: Annual Statement 2023-24



### 34. UTTAR PRADESH

**CAPITAL** : Lucknow  
**POPULATION** : 19,95,81,477 (2011)  
**LITERACY** : 69.72 % (2011)

#### Registered Periodicals

**9.35.1.** As many as 661 new periodicals were registered during the year 2023-24. Thus, by the end of 2023-24, the number of registered periodicals has increased to 22,257. Periodicity-wise break up of these periodicals was 4342 Dailies; 35 Tri/Bi-weeklies; 10199 Weeklies; 1,684 Fortnightlies; 4,456 Monthlies; 936 Quarterlies; 164 Annuals; and 441 with other periodicities. (Table 9.34a)

**9.35.2.** Annual Statements from 6,262 periodicals were received from Uttar Pradesh in 2023-24. The Annual Statements were received in respect of 2,458 Dailies; 2,609 Weeklies; 265 Fortnightlies; 803 Monthlies; 83 Quarterlies; 5 Annuals; and 39 with Other Periodicities. Language wise, Hindi and

Urdu were on first and second position in filing Annual Statements with 5,065 & 751 periodicals respectively. (Table 9.34b)

#### Circulation

**9.35.3.** The 6,262 periodicals, which submitted their Annual Statements had a combined circulation of 7,07,81,436 copies per publishing day during 2023-24. Dailies claimed a total circulation of 3,60,93,395 copies. Among periodicals, Weeklies were leading with a circulation of 2,43,75,512 copies per publishing day. Language-wise, Hindi periodicals had a circulation of 5,84,08,256 copies followed by Urdu with 87,70,112 copies per publishing day. (Table 9.34b)

#### Leading Periodicals

**9.35.4.** As per the Annual Statement filed by the publishers in 2023-24, Among dailies, "Akhand Jyoti", a Hindi/Monthly from Mathura, claimed a circulation of 3,74,167 copies per publishing day.

**Table No. 9.34(a)**  
**Total Number of Registered Periodicals as on 31.03.2024**  
(Language & Periodicity-wise)

#### UTTAR PRADESH

S. No.	Language	Daily	Bi/Tri-Weekly	Weekly	Fortnightly	Monthly	Quarterly	Annuals	Others	Total
1	Bengali	1	0	1	1	8	7	0	2	20
2	Gujarati	0	0	0	0	2	2	0	0	4
3	Hindi	3211	25	8854	1317	3296	614	40	150	17507
4	Kannada	0	0	1	0	0	0	0	0	1
5	Maithili	0	0	0	1	1	0	0	0	2
6	Marathi	0	0	0	0	2	1	0	0	3
7	Nepali	0	0	0	2	3	0	0	0	5
8	Odia	0	0	0	0	2	0	0	0	2
9	Punjabi	5	0	4	0	4	1	0	0	14
10	Sanskrit	7	0	10	3	6	4	0	0	30
11	Sindhi	1	0	2	1	0	0	0	1	5
12	Telugu	1	0	0	0	0	0	0	0	1
13	Urdu	871	4	799	158	325	46	1	4	2208
14	English	176	3	182	71	361	124	36	201	1154
15	Bilingual	61	2	326	121	407	129	62	68	1176
16	Multilingual	3	1	17	7	25	3	21	13	90
17	Others	5	0	3	2	14	5	4	2	35
	<b>Total</b>	<b>4342</b>	<b>35</b>	<b>10199</b>	<b>1684</b>	<b>4456</b>	<b>936</b>	<b>164</b>	<b>441</b>	<b>22257</b>

Source: PRGI Registration Data



**Table No. 9.34(b)**  
**Circulation of Periodicals**  
(Language & Periodicity-wise)

**UTTAR PRADESH**

S. No.	Language	Daily		Weekly		Fortnightly		Monthly		Quarterly		Annual		Others		Total	
		Number	Average Circulation	Number	Average Circulation	Number	Average Circulation	Number	Average Circulation	Number	Average Circulation	Number	Average Circulation	Number	Average Circulation	Number	Average Circulation
1	Bengali	0	0	0	0	0	0	1	37000	0	0	0	0	0	0	1	37000
2	Gujarati	0	0	0	0	0	0	1	1200	0	0	0	0	0	0	1	1200
3	Hindi	1787	28156306	2302	21333351	223	1914753	675	6559307	60	388447	1	1700	17	54392	5065	58408256
4	Punjabi	2	1630	0	0	0	0	0	0	0	0	0	0	0	0	2	1630
5	Sanskrit	3	16900	1	766	0	0	0	0	0	0	0	0	0	0	4	17666
6	Urdu	534	6599991	180	1873738	21	209710	11	83178	5	3495	0	0	0	0	751	8770112
7	English	111	1092812	50	522081	5	39267	46	266361	3	1125	1	10	17	38913	233	1960569
8	Bilingual	19	224556	73	614126	15	68742	68	505334	14	98145	3	1900	4	3800	196	1516603
9	Multilingual	1	1200	3	31450	1	15100	1	5300	0	0	0	0	1	100	7	53150
10	Others	1	0	0	0	0	0	0	0	1	15250	0	0	0	0	2	15250
	<b>Total</b>	<b>2458</b>	<b>36093395</b>	<b>2609</b>	<b>24375512</b>	<b>265</b>	<b>2247572</b>	<b>803</b>	<b>7457680</b>	<b>83</b>	<b>506462</b>	<b>5</b>	<b>3610</b>	<b>39</b>	<b>97205</b>	<b>6262</b>	<b>70781436</b>

Source: Annual Statement 2023-24

### 35. UTTARAKHAND

**CAPITAL** : Dehradun  
**POPULATION** : 1,01,16,752 (2011)  
**LITERACY** : 79.63 % (2011)

#### Registered Periodicals

**9.36.1.** A total of 147 new periodicals were registered during 2023-24. Hence, by the end of 2023-24, the number of registered periodicals increased to 3,765 comprising of 384 Dailies; 9 Tri/Bi-weeklies; 2,233 weeklies; 432 Fortnightlies; 512 Monthlies; 118 Quarterlies; 25 Annuals; and 52 with Other Periodicities. (Table 9.35a)

**9.36.2.** From the state of Uttarakhand, a total of 1,998 periodicals had submitted their Annual Statements for the year 2023-24. The periodicals that submitted their Annual Statements comprised of 229

Dailies; 1,347 Weeklies; 225 Fortnightlies; 167 Monthlies; 21 Quarterlies; 7 of Other Periodicities; and 2 Annuals. Hindi dominated the scene with a total of 1,830 periodicals. (Table 9.35b)

#### Circulation

**9.36.3.** The above 1,998 periodicals claimed a total circulation of 2,05,09,227 copies per publishing day in 2023-24. Weekly periodicals were leading with 1,42,03,032 copies followed by Dailies 34,26,118 copies per publishing day. Language-wise, Hindi periodicals were leading with 1,46,69,986 copies per publishing day. (Table 9.35b)

#### Leading Periodical

**9.36.4.** As per the Annual Statement filed by the publishers in 2023-24, "Ummid E Jaha", a Urdu/Weekly from Dehradun, had a claim circulation of 43,38,525 copies per publishing day.



**Table No.9.35(a)**  
**Total Number of Registered Periodicals as on 31.03.2024**  
(Language & Periodicity-wise)

**UTTARAKHAND**

S. No.	Language	Daily	Bi/Tri-Weekly	Weekly	Fortnightly	Monthly	Quarterly	Annuals	Others	Total
1	Assamese	0	0	0	0	0	0	0	1	1
2	Bengali	0	0	0	1	1	0	0	0	2
3	Gujarati	0	0	0	1	0	0	0	0	1
4	Hindi	311	7	2069	390	386	70	6	21	3260
5	Kannada	0	0	0	0	0	0	0	1	1
6	Malayalam	0	0	0	0	1	0	0	1	2
7	Manipuri	0	0	0	0	1	0	0	0	1
8	Marathi	0	0	0	0	1	0	0	0	1
9	Nepali	1	0	2	0	3	0	0	0	6
10	Odia	0	0	0	1	1	0	0	0	2
11	Punjabi	1	0	3	1	2	0	0	1	8
12	Sanskrit	1	0	0	1	2	0	0	0	4
13	Tamil	0	0	0	0	0	0	0	1	1
14	Urdu	37	1	28	9	7	1	0	0	83
15	English	19	0	47	14	48	24	2	12	166
16	Bilingual	11	1	76	11	50	18	12	10	189
17	Multilingual	0	0	2	0	4	5	4	4	19
18	Others	3	0	6	3	5	0	1	0	18
	<b>Total</b>	<b>384</b>	<b>9</b>	<b>2233</b>	<b>432</b>	<b>512</b>	<b>118</b>	<b>25</b>	<b>52</b>	<b>3765</b>

Source : PRGI Registration Data

**Table No.9.35(b)**  
**Circulation of Periodicals**  
(Language & Periodicity-wise)

**UTTARAKHAND**

S. No.	Language	Daily		Weekly		Fortnightly		Monthly		Quarterly		Annual		Others		Total	
		Number	Average Circulation	Number	Average Circulation	Number	Average Circulation	Number	Average Circulation	Number	Average Circulation	Number	Average Circulation	Number	Average Circulation	Number	Average Circulation
1	Assamese	0	0	0	0	0	0	0	0	0	0	0	0	1	2100	1	2100
2	Bengali	0	0	0	0	0	0	1	2492	0	0	0	0	0	0	1	2492
3	Gujarati	0	0	0	0	1	20792	0	0	0	0	0	0	0	0	1	20792
4	Hindi	179	2756914	1289	9389985	211	1433548	132	1024564	14	40775	2	600	3	23600	1830	14669986
5	Kannada	0	0	0	0	0	0	0	0	0	0	0	0	1	200	1	200
6	Malayalam	0	0	0	0	0	0	0	0	0	0	0	0	1	1337	1	1337
7	Marathi	0	0	0	0	0	0	1	11667	0	0	0	0	0	0	1	11667
8	Nepali	1	15500	0	0	0	0	1	2250	0	0	0	0	0	0	2	17750
9	Odia	0	0	0	0	1	7592	1	26567	0	0	0	0	0	0	2	34159
10	Punjabi	1	1950	1	5200	0	0	1	650	0	0	0	0	0	0	3	7800
11	Sanskrit	1	5200	0	0	1	5200	1	6000	0	0	0	0	0	0	3	16400
12	Tamil	0	0	0	0	0	0	0	0	0	0	0	0	1	1842	1	1842
13	Urdu	28	344464	9	4458651	4	38100	1	5300	0	0	0	0	0	0	42	4846515
14	English	13	253640	18	134733	1	2700	13	84288	3	13600	0	0	0	0	48	488961
15	Bilingual	5	47950	26	182363	3	24300	13	51363	4	14450	0	0	0	0	51	320426
16	Others	1	500	4	32100	3	16100	2	18100	0	0	0	0	0	0	10	66800
	<b>Total</b>	<b>229</b>	<b>3426118</b>	<b>1347</b>	<b>14203032</b>	<b>225</b>	<b>1548332</b>	<b>167</b>	<b>1233241</b>	<b>21</b>	<b>68825</b>	<b>2</b>	<b>600</b>	<b>7</b>	<b>29079</b>	<b>1998</b>	<b>20509227</b>

Source: Annual Statement 2023-24



## 36. WEST BENGAL

**CAPITAL** : Kolkata  
**POPULATION** : 9,13,47,736 (2011)  
**LITERACY** : 77.08 % (2011)

### Registered Periodicals

**9.37.1.** In all, 22 new periodicals were registered during 2023-24 in West Bengal. The total number of registered periodicals went up to 7,592 by the end of 2023-24. There were 383 Dailies; 36 Tri/Bi-weeklies; 1,333 Weeklies; 1,352 Fortnightlies; 2,405 Monthlies; 1,260 Quarterlies; 287 Annuals; and 536 with Others. (Table 9.36a)

**9.37.2.** As many as 618 Annual Statements were received from the publishers in West Bengal in 2023-24. These included 113 Dailies; 131 Weeklies; 206 Fortnightlies; 110 Monthlies; 26 Quarterlies; 6 Annuals; and 26 with Others. (Table 9.36b)

## Circulation

**9.37.3.** The above 618 publishers had a combined circulation of 94,23,006 copies per publishing day during 2023-24. Among these, the share of Dailies was 63,82,806 copies, followed by Weeklies with 16,44,038 copies per publishing day. Language-wise, Bengali periodicals maintained the highest total circulation with 43,22,668 copies, followed by Hindi with 27,36,474 copies and English with 17,75,571 copies per publishing day. (Table 9.36b)

### Leading Periodicals

**9.37.4.** As per the Annual Statement filed by the publishers in 2023-24, "Yuva Shakti", a Hindi/ Daily published from Kolkata, had a claimed circulation of 19,70,954 copies per publishing day.

**Table No.9.36(a)**  
**Total Number of Registered Periodicals as on 31.03.2024**  
(Language & Periodicity-wise)

### WEST BENGAL

S. No.	Language	Daily	Bi/Tri-Weekly	Weekly	Fortnightly	Monthly	Quarterly	Annuals	Others	Total
1	Assamese	0	2	0	0	4	2	0	0	8
2	Bengali	169	22	858	1025	1419	779	78	310	4660
3	Gujarati	1	0	3	3	5	1	0	0	13
4	Hindi	81	0	162	82	159	42	5	18	549
5	Maithili	1	0	0	0	2	1	0	1	5
6	Malayalam	0	0	1	0	2	1	0	0	4
7	Marathi	0	0	0	0	0	1	0	0	1
8	Nepali	6	0	8	5	18	21	0	3	61
9	Odia	0	1	3	4	21	4	0	0	33
10	Punjabi	3	0	3	4	2	1	0	0	13
11	Sanskrit	0	0	0	1	8	2	0	3	14
12	Santhali	1	0	2	1	2	1	0	1	8
13	Tamil	0	0	0	0	2	1	0	1	4
14	Telugu	0	0	1	1	0	1	0	0	3
15	Urdu	49	1	35	26	61	7	1	2	182
16	English	63	9	193	141	510	270	50	135	1371
17	Bilingual	5	1	46	40	133	94	98	43	460
18	Multilingual	0	0	13	10	49	27	54	17	170
19	Others	4	0	5	9	8	4	1	2	33
	<b>Total</b>	<b>383</b>	<b>36</b>	<b>1333</b>	<b>1352</b>	<b>2405</b>	<b>1260</b>	<b>287</b>	<b>536</b>	<b>7592</b>

Source: PRGI Registration Data




**Table No.9.36(b)**  
**Circulation of Periodicals**  
(Language & Periodicity-wise)

**WEST BENGAL**

S. No.	Language	Daily		Weekly		Fortnightly		Monthly		Quarterly		Annual		Others		Total	
		Number	Average Circulation	Number	Average Circulation	Number	Average Circulation	Number	Average Circulation	Number	Average Circulation	Number	Average Circulation	Number	Average Circulation	Number	Average Circulation
1	Bengali	37	2333915	92	913067	179	640773	75	346219	16	18918	3	9400	17	60376	419	4322668
2	Hindi	31	2557752	4	74090	10	72521	7	26805	1	873	1	2300	2	2133	56	2736474
3	Maithili	1	0	0	0	0	0	0	0	0	0	0	0	0	0	1	0
4	Nepali	1	25977	0	0	0	0	0	0	0	0	0	0	0	0	1	25977
5	Odia	0	0	0	0	0	0	1	800	0	0	0	0	0	0	1	800
6	Santhali	0	0	0	0	1	1000	1	1500	0	0	0	0	0	0	2	2500
7	Telugu	0	0	0	0	0	0	0	0	1	50	0	0	0	0	1	50
8	Urdu	23	369516	2	72046	4	49980	1	500	0	0	0	0	0	0	30	492042
9	English	20	1095646	29	573958	2	3229	20	98360	5	3550	2	225	6	603	84	1775571
10	Bilingual	0	0	4	10877	8	37610	5	13588	2	1300	0	0	1	450	20	63825
11	Multilingual	0	0	0	0	2	2799	0	0	1	300	0	0	0	0	3	3099
	<b>Total</b>	<b>113</b>	<b>6382806</b>	<b>131</b>	<b>1644038</b>	<b>206</b>	<b>807912</b>	<b>110</b>	<b>487772</b>	<b>26</b>	<b>24991</b>	<b>6</b>	<b>11925</b>	<b>26</b>	<b>63562</b>	<b>618</b>	<b>9423006</b>

Source: Annual Statement 2023-24



Source : AI Generated







# ગુજરાત સમાચાર

THE GUJARAT SAMACHAR

# हिन्दुस्तान

THE HINDUSTAN TIMES

# The Hindustan Times

# જાગૃહી

શ્રી. કસ્તુરબાને સન્માન "મન આર્ય સન્મ કૅમ !"

કૃષિ-વલક્રમ-કમ્પેન કા જાગામી જાવિવગન પુનામે

The Hindustan Times


શ્રી. કસ્તુરબાને સન્માન "મન આર્ય સન્મ કૅમ !"

# The Tribune.

अधिशेदं सनाचारपरपरिष्कारान


of India.

The Sunday Statesman.



# PRGI

PRESS REGISTRAR GENERAL OF INDIA  
भारत के प्रेस महापंजीयक



PRESS REGISTRAR GENERAL OF INDIA  
MINISTRY OF INFORMATION & BROADCASTING  
GOVERNMENT OF INDIA

# BUSINESS STANDARD

Delhi to probe into-Sect high over J&K WB industry

Advertisement for Business Standard newspaper, featuring a photo of a group of people and text about the newspaper's services.